




IDAHO STATE LIQUOR DIVISION

Citizen-Owned for the Benefit of All

Annual Report 2022





Our Vision:

The vision of the Idaho State Liquor Division is to be the most respected and highest performing purveyor of distilled spirits in the U.S.A.

Our Mission:

The mission of the Idaho State Liquor Division is to provide control over the importation, distribution, sale, and consumption of distilled spirits; curtail intemperate use of beverage alcohol; and responsibly optimize the net revenues to the citizens of Idaho.

Contents

Vision & Mission	1
Message from the Governor	3
Message from the Director	4
Financial Results	5
Locations	6
Profit Distributions	7
Advantages of the Idaho Model	8
Five Year Comparisons	9
Income Statement	11
Balance Sheet	12
Changes in Equity	13
Operating Expenses	14
Local Sales & Distributions	15
The Three-Tier System	23
Top 10 Selling Products	24

My Fellow Idahoans,

Our conservative approach to governing in Idaho means we responsibly manage government and the taxpayers' money, we routinely provide tax relief to hardworking Idaho families, we establish tax policies and a regulatory environment that enable businesses of all sizes – especially small businesses – to thrive, and we promote opportunity for all. The responsible operation of all state agencies plays into our approach.



Gem State communities, the Idaho State Liquor Division's beneficiaries, received valuable education and public safety resources in Fiscal Year 2022. These resources come from responsible operation in the normal course of division business and contribute in their own way to giving back to Idaho citizens.

Dedicated division employees were again successful in addressing major changes in customer preferences and ongoing business challenges. They met strong demand from population growth and a flourishing Idaho economy. More importantly, they did so by achieving another perfect score for responsible service.

Cities, counties, community colleges, substance abuse treatment programs, and the state in general benefit from the responsible stewardship at the Idaho State Liquor Division.

The Idaho State Liquor Division is truly **Citizen Owned for the Benefit of All!**

Sincerely,

A handwritten signature in black ink, appearing to read "Brad Little". The signature is fluid and cursive, written over a white background.

Brad Little
Governor of Idaho

Dear Friends,

As I reflect on the past several years, it's always impressive to have seen how my colleagues searched for advantage in the disruption and change the entire world experienced. Our inspiration came from Governor Brad Little. He closed his 2021 State of the State address by saying, "*In times of hardship, opportunity for growth emerges*".



Idahoans from all corners of the Gem State found that opportunity and have delivered a thriving economy. That includes the people of the Idaho State Liquor Division, our retail business partners, and the hospitality industry.

In Fiscal Year 2022, the Division delivered on opportunity with yet another record transfer for their beneficiaries of \$115,600,000. In four years, the resources that flow to our beneficiaries has grown by \$47 million, an improvement of 61%. There are many factors that have produced this result: responsible strategies grounded in solid business principles; a booming Idaho economy; population growth; evolving consumer preference for spirits over other forms of beverage alcohol; and your fellow Idahoans who serve the communities of Idaho.

We do important work at the Idaho State Liquor Division.

We are **Citizen Owned for the Benefit of All.**

Sincerely,

A handwritten signature in black ink, appearing to read "J Anderson", followed by a long horizontal line extending to the right.

Jeffrey R. Anderson
Director

Financial Results

Idaho State Liquor Division 2022 Annual Report

Fiscal Year	2018	2019	2020	2021	2022	2023(Est)
State Stores	65	66	66	67	67	69
Contract Stores	103	103	103	103	105	105
9-Liter Case Sales*	1,181	1,234	1,348	1,463	1,441	1,483
Change vs. prior	3.8%	4.5%	9.2%	8.5%	-1.5%	2.9%
Sales Dollars*	\$215,200	\$230,000	\$258,600	\$297,100	\$305,600	\$314,900
Change vs. prior	5.8%	6.9%	12.4%	14.9%	2.9%	3.0%
Gross Profit*	\$105,600	\$113,000	\$126,700	\$143,700	\$146,400	\$149,000
Change vs. prior	5.8%	7.0%	12.1%	13.4%	1.9%	1.8%
Net Income*	\$79,800	\$86,600	\$98,200	\$114,100	\$114,200	\$119,500
Change vs. prior	5.6%	8.5%	13.4%	16.2%	0.1%	4.6%
Distributions to Idaho*	\$78,500	\$85,300	\$95,400	\$114,500	\$115,600	\$121,700
Change vs. prior	7.1%	8.7%	11.8%	20.0%	1.0%	5.3%

*All Figures in Thousands



Voices From Idaho Community Leaders

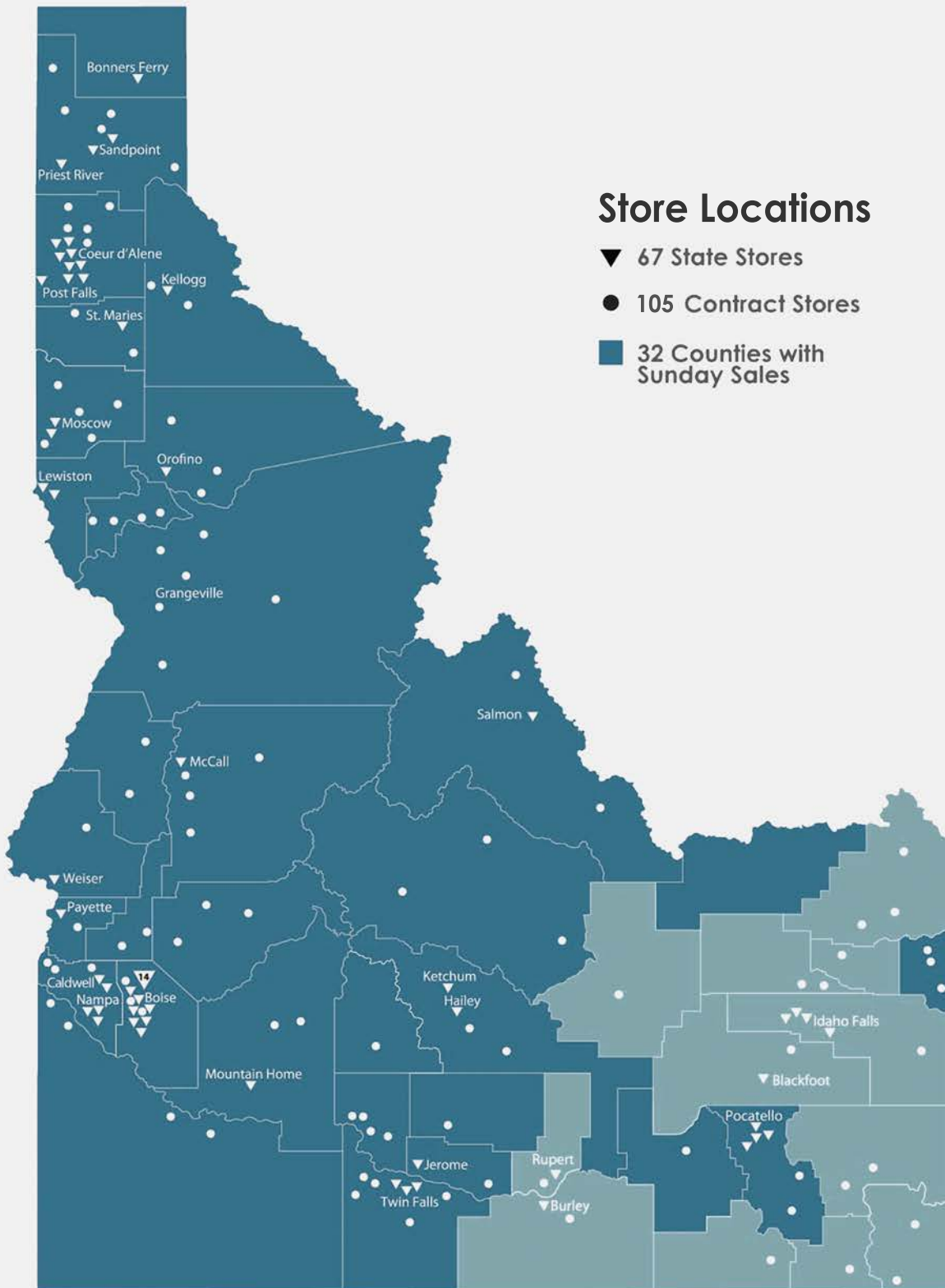
The City of Middleton is grateful for the support of the **Idaho State Liquor Division** for its dependable revenue distribution to our city. These funds help us support our police departments needs as well as our city parks maintenance up keep.
Thank you!

Wendy Miles
Treasurer
City of Middleton



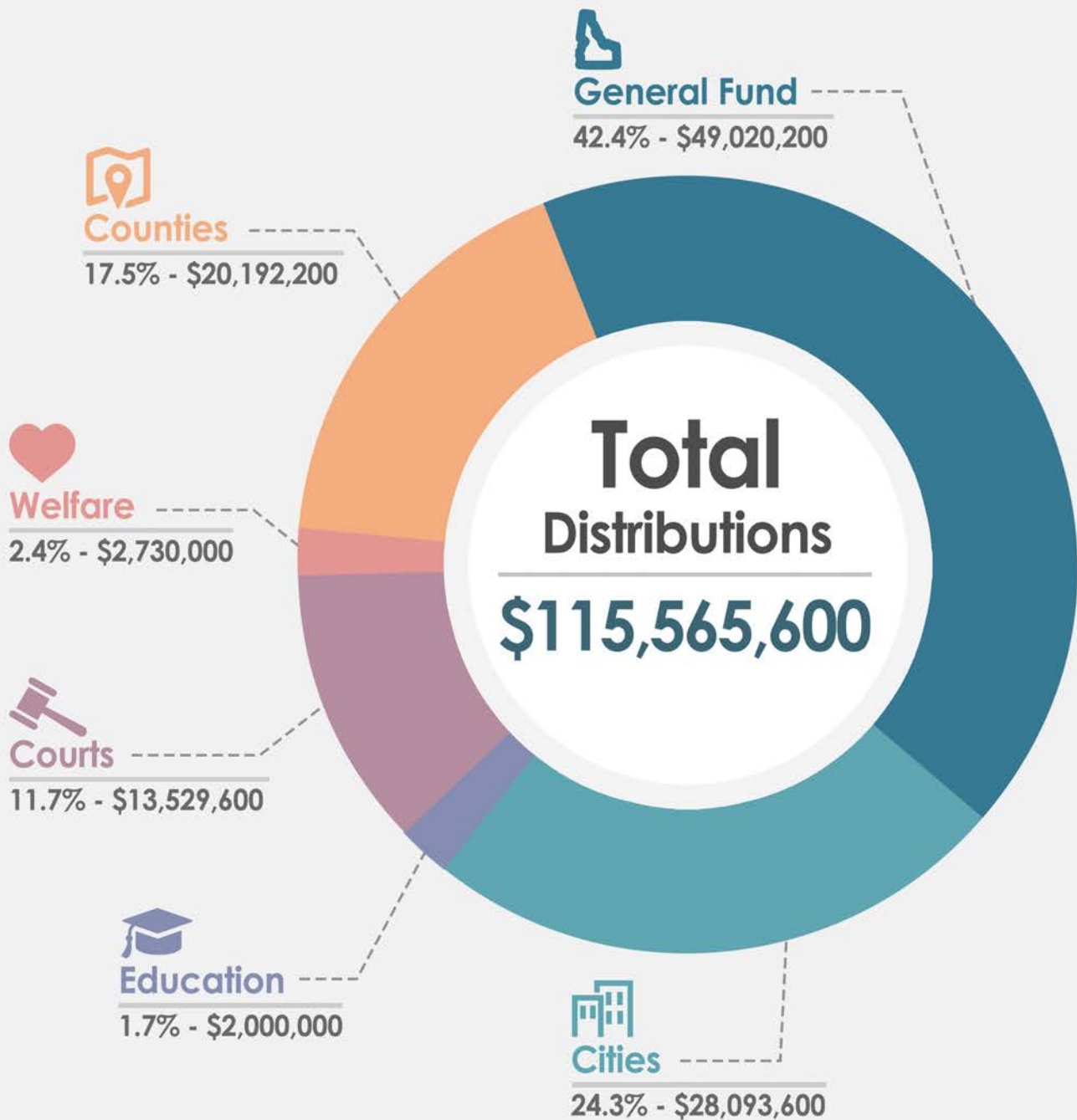
Our Locations

Idaho State Liquor Division 2022 Annual Report



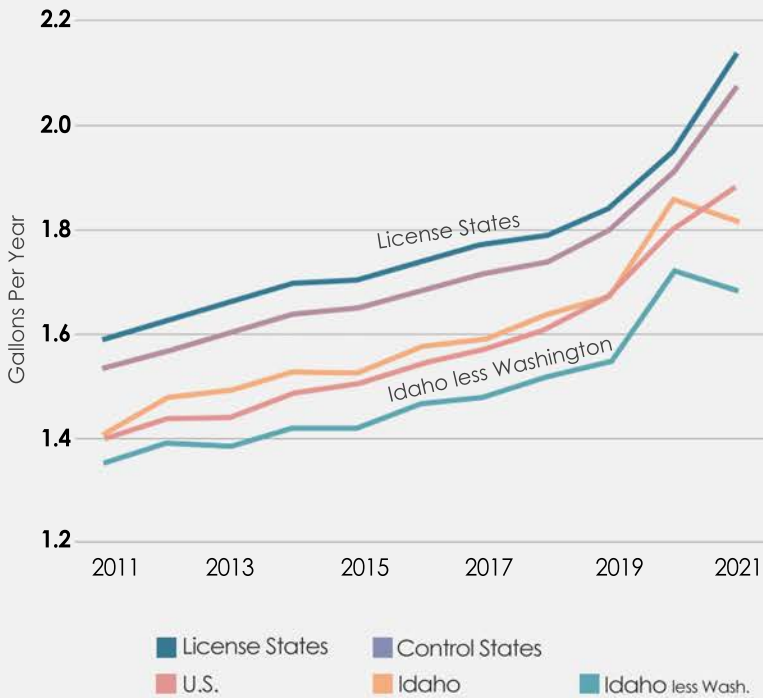
2022 Profit Distributions

Idaho State Liquor Division 2022 Annual Report



\$1.5 BILLION Distributed in Next 10 Years
\$819 MILLION Distributed in Past 10 Years

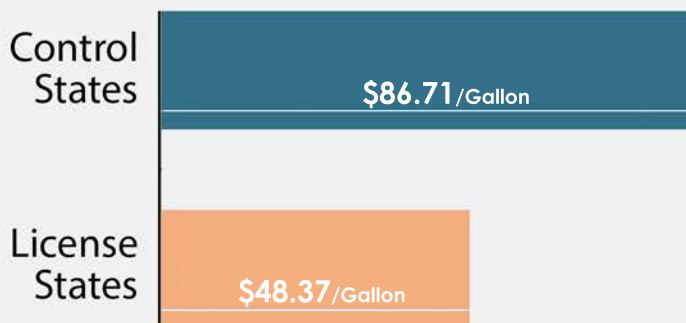
Distilled spirit consumption in Idaho is 27% LESS per capita than in license states



Idaho consumption metrics are affected by significant cross-border sales from Washington State consumers seeking better value in Idaho. The ISLD estimates that non-resident consumption adds approximately 7.5% to ISLD sales and related consumption statistics. We expect our consumption metrics to continue to be impacted in a significant manner by Evergreen State consumers for the foreseeable future. Consumption in Idaho was 1.82 gallons in calendar year 2021 compared with 1.88 gallons for all control states and 2.14 Gallons in License states. Consumption in license states is 14% more than in all control states and 27% more than in Idaho when we factor out the estimated impact of cross-border sales to Washington residents.

Revenue Per Gallon from Sales of Spirits

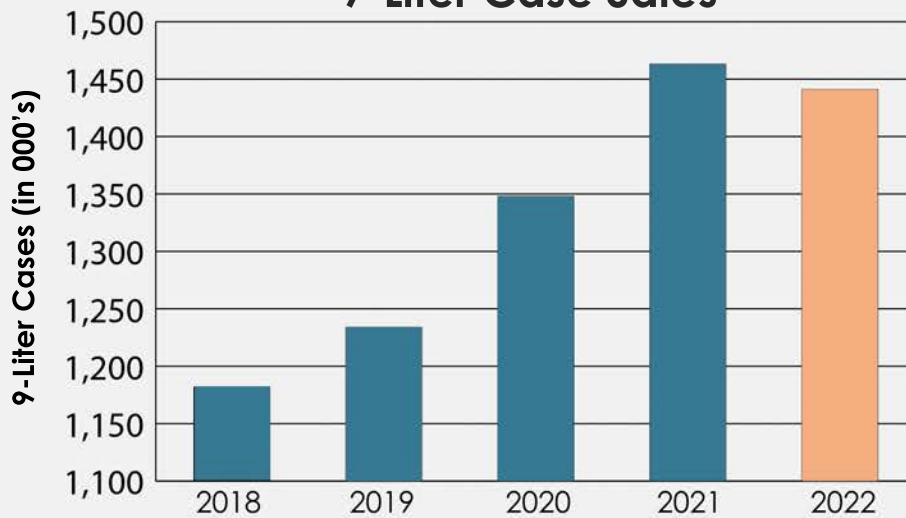
Control jurisdictions generate 80% MORE revenue per gallon on the products controlled than do license states



Doing Our Part

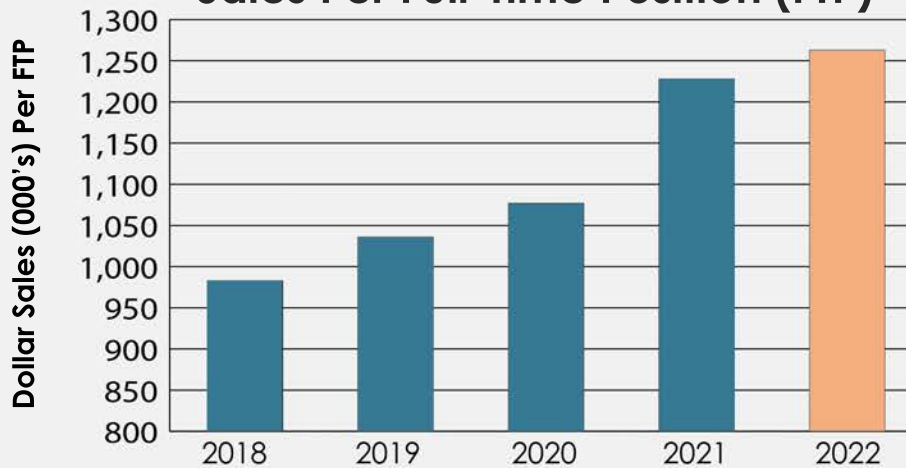
For the past 10 years, through a partnership with the National Alcohol Beverage Control Association (NABCA), the ISLD has created a mini-grant program to aid in the implementation of educational and prevention initiatives aimed at the prevention of underage and abusive drinking in our communities. Over \$500,000 has been gifted to Idaho organizations.

9-Liter Case Sales



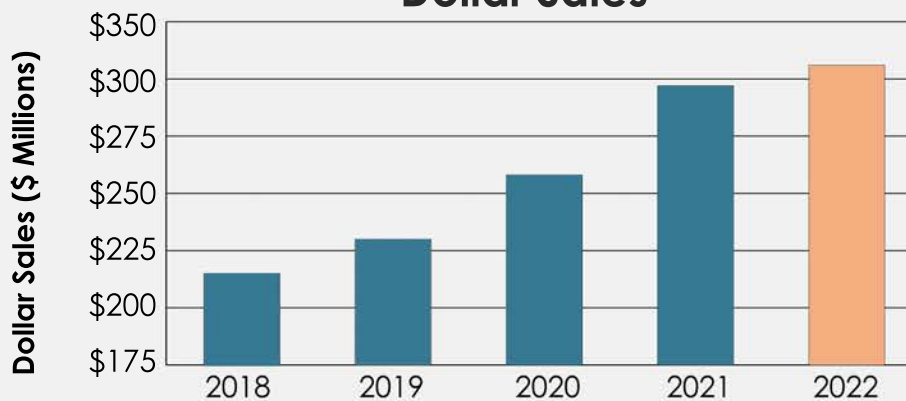
9-Liter case sales increased 21.9% from 1,182,000 in 2018 to 1,441,000 in 2022

Sales Per Full-Time Position (FTP)

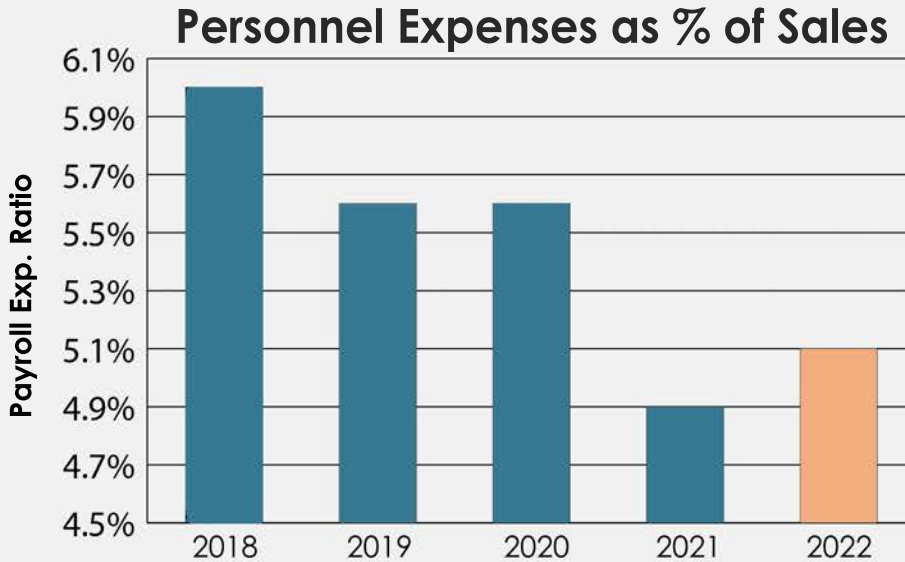


The average dollar sales per FTP was \$1,263,000 in 2022, up from \$983,000 in 2018

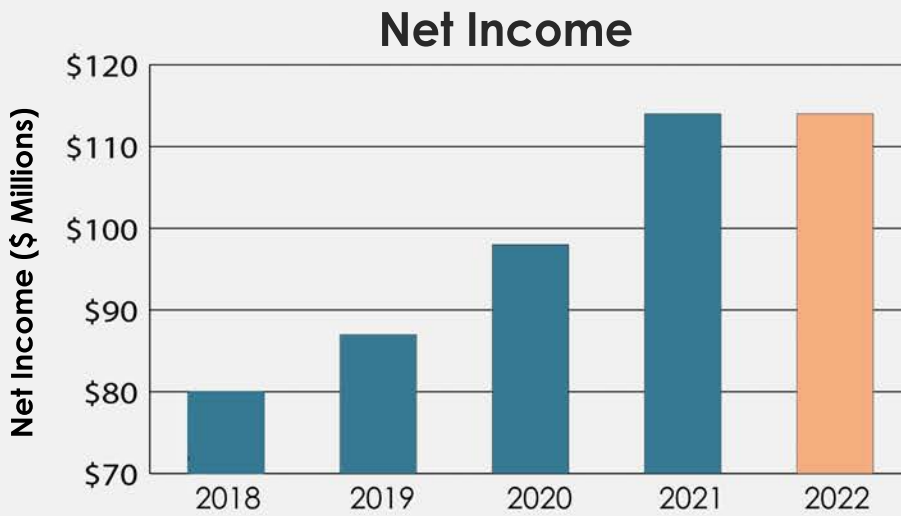
Dollar Sales



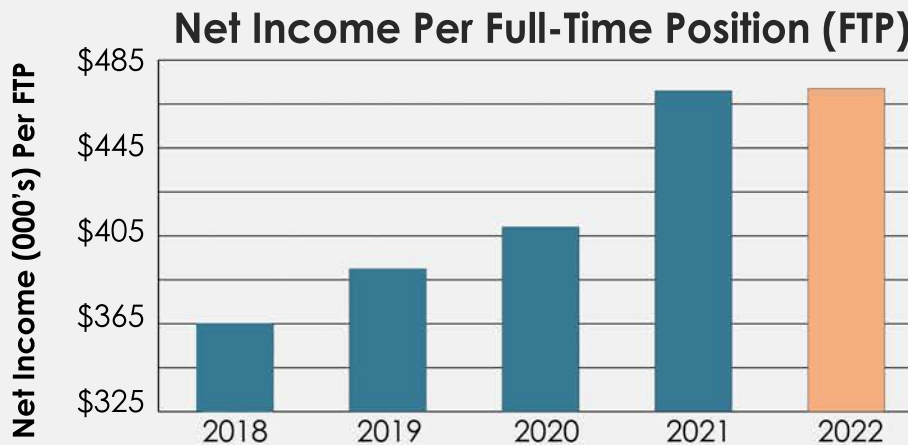
Dollar sales increased 42% from \$215 million in 2018 to \$306 million in 2022



The ratio of employee compensation to sales dollars decreased from 6.0% in 2018 to 5.1% in 2022



Net income increased 43% from \$80 million in 2018 to \$114 million in 2022

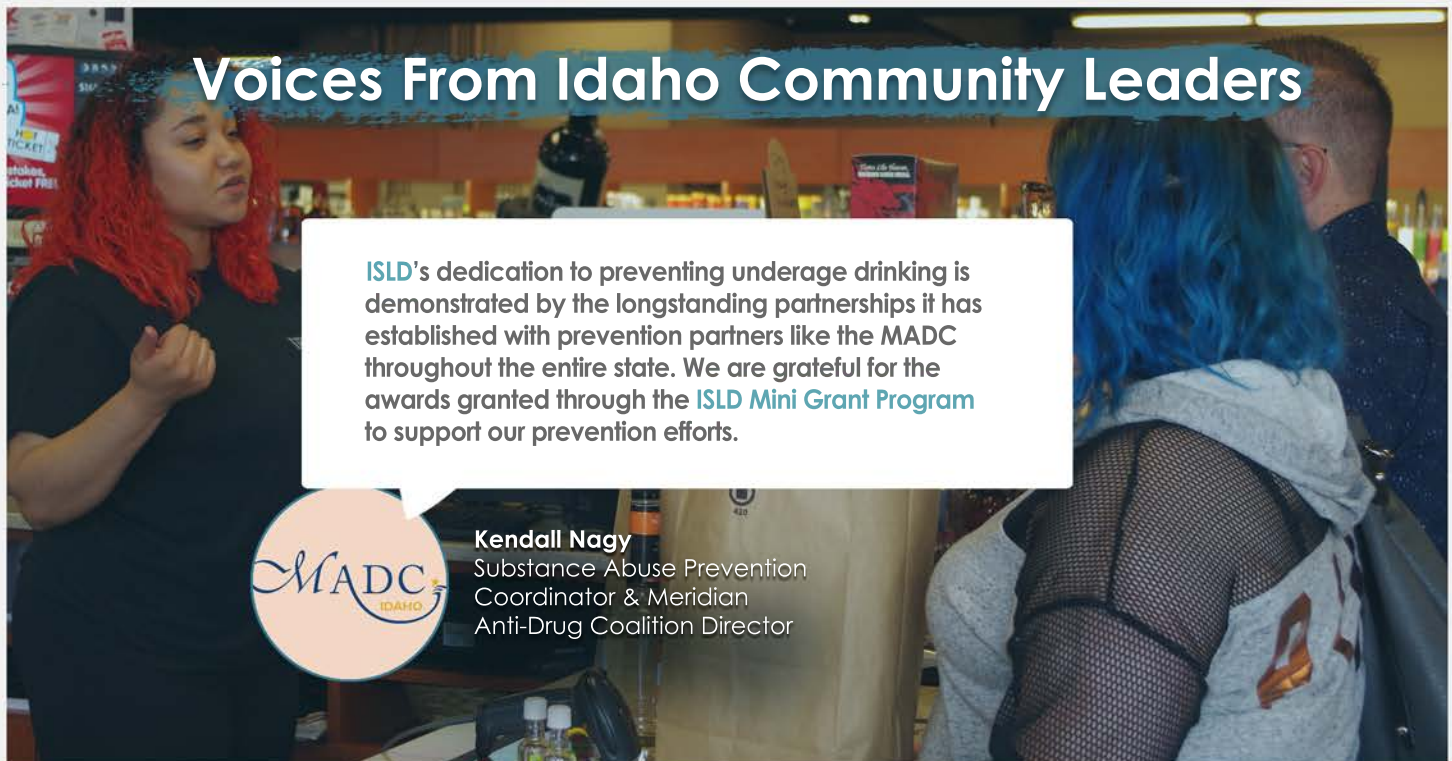


Net income per employee was \$472,000 in 2022, up from \$365,000 in 2018

Income Statement

Idaho State Liquor Division 2022 Annual Report

	Fiscal Year Ending June 30, 2022	Fiscal Year Ending June 30, 2021
Sales:		
Retail Sales	250,249,400	251,201,300
Licensee Sales	51,490,800	41,927,900
Non-Liquor/Other Sales	3,879,000	3,943,700
Total Sales	\$305,619,200	\$297,072,900
Cost of Sales	\$159,268,900	\$153,326,100
Gross Profit	\$146,350,300	\$143,746,800
Operating Expenses	32,458,400	29,512,400
Net Operating Income	\$113,891,900	\$114,234,400
Other Income & (Losses)	354,100	(164,700)
Net Income	\$114,246,000	\$114,069,700



Balance Sheet

Idaho State Liquor Division 2022 Annual Report

	Fiscal Year Ending June 30, 2022	Fiscal Year Ending June 30, 2021
Assets:		
Cash	24,375,000	41,986,200
Accounts Receivable	1,313,200	24,100
Inventory	25,168,800	21,852,400
Prepaid Expenses	748,300	494,200
Land	297,900	297,900
Building	10,740,800	10,740,800
Other Fixed Assets	5,466,700	4,932,800
Accumulated Depreciation	(10,527,900)	(10,022,100)
Total Assets	\$57,582,800	\$70,306,300
Liabilities & Equity:		
Liquor Accounts Payable	13,984,600	12,539,700
Payroll Payable	941,000	782,700
Other Accounts Payable	423,300	286,300
Distributions Payable	20,849,000	33,992,400
Total Liabilities	\$36,197,900	\$47,601,100
Unrestricted Fund Equity	\$21,384,900	\$22,705,200
Total Liabilities & Equity	\$57,582,800	\$70,306,300



Voices From Idaho Community Leaders

Liquor distribution monies are used to beautify our downtown business district each year! 'Nezperce citizens take great pride in their community!



Steve Bateman
Mayor of the City of
Nezperce, Idaho

Jane Doelly
Position Supervisor
Idaho Schools & Community

Statement of Changes in Fund Equity

Idaho State Liquor Division 2022 Annual Report

	Fiscal Year Ending June 30, 2022	Fiscal Year Ending June 30, 2021
Beginning Fund Equity	\$22,705,200	\$23,148,600
Additions:		
Net Income	114,246,000	114,069,700
Total Additions	\$114,246,000	\$114,069,700
Distributions:		
Cities	(28,093,600)	(29,065,600)
Counties	(20,192,200)	(20,465,700)
Magistrate Court	(6,584,400)	(4,898,700)
General Fund	(49,020,200)	(48,580,000)
Cooperative Welfare Fund	(650,000)	(650,000)
Substance Abuse Treatment Fund	(2,080,000)	(2,080,000)
Public Schools	(1,200,000)	(1,200,000)
Community Colleges	(800,000)	(800,000)
Court Services	(6,505,200)	(6,333,100)
Court Supervision Fund	(440,000)	(440,000)
Total Distributions	(\$115,565,600)	(\$114,513,100)
Unrestricted Fund Equity at End of Year	\$21,385,600	\$22,705,200



Operating Expenses

Idaho State Liquor Division 2022 Annual Report

	Fiscal Year Ending June 30, 2022	Fiscal Year Ending June 30, 2021
Salaries	8,714,200	8,062,700
Temp Labor	1,369,200	1,325,000
Overtime	507,100	422,700
Benefits	4,911,200	4,604,500
Total Payroll	\$15,501,700	\$14,414,900
Rental Expense	4,528,700	4,358,900
Special Distributor Commissions	5,140,600	4,520,200
Selling Expenses	3,829,300	2,803,100
Utilities	563,400	483,300
Store Furnishings & Supplies	518,800	473,500
Leasehold Repairs & Maintenance	532,800	456,700
Communications	372,700	354,900
Services	373,500	341,900
Government Agency Fees	234,300	251,200
Miscellaneous	160,600	87,600
Travel	73,300	45,600
Insurance	63,800	53,600
Education & Development	7,400	28,300
Depreciation	557,500	838,600
Total OPEX	\$16,956,700	\$15,097,400
Total Payroll & OPEX	\$32,458,400	\$29,512,300



Voices From Idaho Community Leaders

Partnering with the **Idaho State Liquor Division** with the Annual Statewide Sticker Shock Campaign is a great example of state agencies working together to support and mobilize local communities. The grassroots efforts of the youth groups involved remind everyone it is against the law to buy alcohol for minors.



Marianne King
Director of the Idaho Office
of Drug Policy

Sales & Distributions

Idaho State Liquor Division 2022 Annual Report

	Fiscal Year Ending June 30, 2022	Fiscal Year Ending June 30, 2021	Fiscal Year Ending June 30, 2022	Fiscal Year Ending June 30, 2021
	SALES		DISTRIBUTIONS	
ADA COUNTY			\$6,240,471	\$6,478,141
Boise	59,957,214	56,123,911	4,618,043	5,123,595
Eagle	7,600,699	7,517,883	659,523	702,022
Garden City	2,673,749	2,514,623	220,619	280,312
Hilltop	185,169	187,223	-	-
Kuna	3,496,778	3,255,436	285,595	300,678
Meridian	23,024,715	20,969,159	1,839,571	1,706,585
Star	1,421,662	1,346,792	118,149	122,076
Total	\$98,359,986	\$91,915,027	\$13,981,971	\$14,713,409
ADAMS COUNTY			47,585	47,619
Council	309,599	306,435	26,890	27,754
New Meadows	381,336	394,182	34,585	34,946
Total	\$690,935	\$700,617	\$109,060	\$110,319
BANNOCK COUNTY			782,158	804,225
Arimo	-	-	16,832	17,467
Chubbuck	2,631,680	2,548,749	223,627	241,978
Downey	-	-	28,999	30,375
Inkom	-	-	41,623	43,283
Lava Hot Springs	611,146	608,006	53,341	45,478
McCammon	-	-	38,101	39,876
Pocatello	8,420,192	8,361,460	733,772	771,764
Total	\$11,663,018	\$11,518,215	\$1,918,453	\$1,994,446
BEAR LAKE COUNTY			54,616	55,040
Bloomington	-	-	9,559	10,029
Fish Haven	293,441	354,318	-	-
Georgetown	-	-	22,732	23,705
Montpelier	455,595	449,703	39,471	41,652
Paris	-	-	23,647	25,000
St. Charles	-	-	6,998	7,342
Total	\$749,036	\$804,021	\$157,023	\$162,768
BENEWAH COUNTY			125,995	130,553
Fernwood	142,381	139,058	-	-
Plummer	412,052	479,719	42,089	47,589
St. Maries	1,235,121	1,236,617	108,506	111,233
Tensed	-	-	5,626	5,806
Total	\$1,789,554	\$1,855,394	\$282,216	\$295,181
BINGHAM COUNTY			199,219	215,380
Aberdeen	-	-	91,112	94,867
Atomic City	-	-	-	230
Basalt	-	-	18,799	19,578
Blackfoot	2,462,983	2,379,189	208,798	230,959
Firth	-	-	22,915	23,945
Shelley	583,233	553,528	48,589	52,642
Total	\$3,046,216	\$2,932,718	\$589,432	\$637,601

Sales & Distributions

Idaho State Liquor Division 2022 Annual Report

	Fiscal Year Ending June 30, 2022	Fiscal Year Ending June 30, 2021	Fiscal Year Ending June 30, 2022	Fiscal Year Ending June 30, 2021
	SALES		DISTRIBUTIONS	
BLAINE COUNTY			\$624,240	\$617,095
Bellevue	841,704	808,786	70,958	79,081
Carey	85,887	87,031	7,635	8,803
Hailey	3,924,444	3,653,523	320,521	301,057
Ketchum	4,643,380	4,644,062	407,421	421,814
Sun Valley	-	1,052	2,759	2,759
Total	\$9,495,415	\$9,194,454	\$1,433,534	\$1,430,609
BOISE COUNTY				
Crouch	552,077	571,464	94,133	88,900
Horseshoe Bend	465,086	370,391	50,133	50,284
Idaho City	373,973	390,931	32,500	27,877
Lowman	47,757	53,515	34,297	33,469
Placerville	-	-	-	-
Total	\$1,438,893	\$1,386,302	\$213,716	\$203,265
BONNER COUNTY				
Clark Fork	603,757	589,995	839,783	831,520
Coolin	109,924	15,351	51,763	51,518
Dover	-	-	-	-
East Hope	-	-	44,275	41,939
Hope	-	-	10,566	10,797
Kootenai	-	-	4,665	4,894
Oldtown	1,970,648	1,729,148	46,837	46,930
Ponderay	3,146,877	3,220,371	151,694	123,667
Priest River	1,643,836	1,944,543	282,514	299,674
Sandpoint	4,075,676	4,085,891	170,605	188,080
Schweitzer	27,560	24,539	358,476	362,355
Tamrak	651,452	758,983	-	-
Total	\$12,229,730	\$12,368,820	\$1,961,178	\$1,961,374
BONNEVILLE COUNTY				
Ammon	2,971,248	2,936,819	1,061,461	1,061,170
Idaho Falls	12,903,421	12,201,122	257,662	298,610
Iona	-	-	1,070,595	1,054,822
Irwin	248,083	266,023	111,649	112,957
Ririe	216,802	228,336	23,338	22,556
Swan Valley	-	-	20,037	21,631
Ucon	-	-	13,722	11,756
Total	\$16,339,554	\$15,632,299	\$2,612,070	\$2,639,213
BOUNDARY COUNTY				
Bonnors Ferry	1,764,404	1,673,324	113,631	116,334
Moyie Springs	-	-	146,814	153,196
Total	\$1,764,404	\$1,673,324	\$296,808	\$306,047

Sales & Distributions

Idaho State Liquor Division 2022 Annual Report

	Fiscal Year Ending June 30, 2022	Fiscal Year Ending June 30, 2021	Fiscal Year Ending June 30, 2022	Fiscal Year Ending June 30, 2021
	SALES		DISTRIBUTIONS	
BUTTE COUNTY			\$28,788	\$27,496
Arco	441,648	423,742	37,184	36,192
Butte City	-	-	3,156	3,263
Moore	-	-	8,004	8,157
Total	\$441,648	\$423,742	\$77,132	\$75,108
CAMAS COUNTY			11,195	11,811
Fairfield	150,521	157,662	13,834	15,539
Total	\$150,521	\$157,662	\$25,029	\$27,350
CANYON COUNTY			1,556,169	1,515,719
Caldwell	7,685,505	7,477,476	640,865	637,448
Greenleaf	-	-	40,113	42,515
Melba	-	-	25,294	26,776
Middleton	1,719,829	1,418,221	124,426	116,859
Nampa	14,264,863	13,581,257	1,191,609	1,189,106
Notus	-	-	28,999	30,615
Parma	461,117	441,747	38,764	42,629
Wilder	-	-	82,879	87,477
Total	\$24,131,314	\$22,918,701	\$3,729,118	\$3,689,144
CARIBOU COUNTY			47,508	49,232
Bancroft	-	-	18,067	18,906
Grace	80,982	98,241	8,626	8,890
Soda Springs	581,358	601,005	52,749	55,929
Total	\$662,340	\$699,246	\$126,950	\$132,957
CASSIA COUNTY			153,980	150,904
Albion	-	-	12,715	13,244
Burley	2,228,479	2,267,089	198,947	198,710
Declo	-	-	16,878	17,707
Malta	-	-	9,514	9,837
Oakley	-	-	37,415	38,964
Total	\$2,228,479	\$2,267,089	\$429,449	\$429,366
CLARK COUNTY			11,475	11,475
Dubois	-	-	26,940	28,023
Spencer	-	-	1,509	1,536
Total	-	-	\$39,924	\$41,034
CLEARWATER COUNTY			104,496	105,185
Elk River	53,728	50,593	4,441	6,304
Orofino	1,323,188	1,252,564	142,706	148,706
Pierce	107,956	104,890	9,210	9,569
Weippe	133,034	130,579	11,461	11,649
Total	\$1,617,906	\$1,538,626	\$272,314	\$281,413

Sales & Distributions

Idaho State Liquor Division 2022 Annual Report

	Fiscal Year Ending June 30, 2022	Fiscal Year Ending June 30, 2021	Fiscal Year Ending June 30, 2022	Fiscal Year Ending June 30, 2021
	SALES		DISTRIBUTIONS	
CUSTER COUNTY			\$82,901	\$78,288
Challis	545,160	520,789	45,694	41,940
Clayton	-	-	366	384
Mackay	186,785	197,112	17,297	18,789
Stanley	508,771	502,923	44,120	42,364
Total	\$1,240,716	\$1,220,824	\$190,378	\$181,765
ELMORE COUNTY			208,827	208,218
Glenns Ferry	350,891	307,896	27,023	26,288
Mountain Home	2,632,792	2,569,266	225,457	230,974
Pine	124,762	184,442	-	-
Prarie	12,120	13,290	-	-
Total	\$3,120,565	\$3,074,894	\$461,307	\$465,480
FRANKLIN COUNTY			69,053	66,898
Clifton	-	-	14,271	14,588
Dayton	-	-	23,052	23,705
Franklin	-	-	39,198	40,068
Oxford	-	-	2,378	2,495
Preston	1,029,141	1,016,602	89,208	88,079
Weston	-	-	22,046	22,553
Total	\$1,029,141	\$1,016,602	\$259,206	\$258,386
FREMONT COUNTY			105,202	106,166
Ashton	270,197	290,322	25,479	25,589
Drummond	-	-	732	768
Island Park	557,299	566,259	49,677	54,137
Newdale	-	-	14,316	15,067
Parker	-	-	13,219	13,964
St. Anthony	699,986	692,388	60,763	60,072
Teton	-	-	34,167	35,509
Warm River	-	-	137	144
Total	\$1,527,482	\$1,548,970	\$303,692	\$311,416
GEM COUNTY			124,683	125,110
Emmett	1,836,538	1,753,000	153,823	157,486
Montour	72,981	82,917	-	-
Total	\$1,909,519	\$1,835,917	\$278,506	\$282,596
GOODING COUNTY			107,368	106,161
Bliss	110,466	119,112	10,450	10,608
Gooding	653,470	668,020	58,626	58,705
Hagerman	421,564	447,126	39,230	39,407
Wendell	359,323	346,604	30,417	31,075
Total	\$1,544,823	\$1,580,862	\$246,091	\$245,956

Sales & Distributions

Idaho State Liquor Division 2022 Annual Report

	Fiscal Year Ending June 30, 2022	Fiscal Year Ending June 30, 2021	Fiscal Year Ending June 30, 2022	Fiscal Year Ending June 30, 2021
	SALES		DISTRIBUTIONS	
IDAHO COUNTY			\$129,617	\$130,424
Cottonwood	155,032	155,032	13,607	15,753
Elk City	119,355	119,355	-	-
Ferdinand	-	-	7,501	7,774
Grangeville	753,649	753,649	66,142	65,556
Kooskia	337,920	337,920	29,651	31,531
Riggins	415,100	415,100	36,420	34,516
Stites	-	-	10,611	11,133
Whitebird	127,428	127,428	4,162	4,559
Total	\$1,908,483	\$1,908,483	\$297,711	\$301,246
JEFFERSON COUNTY			71,515	73,219
Hamer	-	-	4,711	4,990
Lewisville	-	-	23,693	24,952
Menan	-	-	36,911	38,580
Mud Lake	-	-	19,714	20,106
Rigby	1,052,595	1,052,595	92,368	96,379
Ririe (See Bonneville Co.)	-	-	-	-
Roberts	-	-	29,685	30,567
Total	\$1,052,595	\$1,052,595	\$278,597	\$288,793
JEROME COUNTY			122,836	125,691
Eden	-	-	19,576	20,490
Hazelton	177,859	177,859	15,606	14,969
Jerome	1,631,026	1,631,026	143,115	150,562
Total	\$1,808,885	\$1,808,885	\$301,133	\$311,712
KOOTENAI COUNTY			3,584,487	3,600,161
Athol	1,196,912	1,196,912	105,003	88,147
Coeur d'Alene	16,692,918	16,692,918	1,464,495	1,424,863
Dalton Gardens	-	-	110,826	115,644
Fernan Lake	-	-	7,959	8,205
Garwood	420,235	420,235	-	-
Harrison	261,377	261,377	22,931	21,878
Hauser	-	-	33,207	35,461
Hayden	6,767,397	6,767,397	593,686	621,565
Hayden Lake	-	-	28,770	29,895
Huetter	-	-	5,214	5,374
Post Falls	10,291,547	10,291,547	902,859	955,029
Rathdrum	2,393,185	2,393,185	209,949	236,594
Spirit Lake	1,174,060	1,174,060	103,000	101,924
State Line	12,392,017	12,392,017	1,087,101	1,134,331
Worley	1,208,376	1,208,376	106,007	112,487
Total	\$52,798,025	\$52,798,025	\$8,365,494	\$8,491,558

Sales & Distributions

Idaho State Liquor Division 2022 Annual Report

	Fiscal Year Ending June 30, 2022	Fiscal Year Ending June 30, 2021	Fiscal Year Ending June 30, 2022	Fiscal Year Ending June 30, 2021
	SALES		DISTRIBUTIONS	
LATAH COUNTY			\$519,844	\$568,817
Bovill	-	-	11,938	12,380
Deary	189,451	198,505	17,417	20,483
Genesee	104,029	63,036	44,641	46,306
Juliaetta	-	-	27,764	28,839
Kendrick	258,005	227,756	19,983	18,512
Moscow	6,814,460	6,652,318	583,676	659,515
Onaway	-	-	9,056	9,021
Potlatch	229,317	163,213	14,323	15,405
Troy	327,363	351,058	30,802	29,649
Total	\$7,922,625	\$7,655,885	\$1,279,444	\$1,408,927
LEMHI COUNTY			111,695	114,245
Leadore	42,479	40,202	3,528	3,909
North Fork	63,054	63,856	-	-
Salmon	1,597,403	1,540,729	135,188	140,510
Total	\$1,702,936	\$1,644,787	\$250,411	\$258,664
LEWIS COUNTY			57,380	58,049
Craigmont	75,546	70,596	6,198	7,201
Kamiah	636,024	638,641	56,034	57,090
Nez Perce	111,097	106,998	9,390	8,510
Reubens	-	-	3,110	3,071
Winchester	39,882	28,604	2,511	3,636
Total	\$862,549	\$844,839	\$134,623	\$137,557
LINCOLN COUNTY			23,314	27,317
Dietrich	-	-	15,597	16,363
Richfield	-	-	22,458	23,801
Shoshone	349,540	343,097	30,108	35,956
Total	\$349,540	\$343,097	\$91,477	\$103,437
MADISON COUNTY			55,299	55,299
Rexburg	735,992	672,103	74,914	74,914
Sugar City	-	-	69,066	69,675
Total	\$735,992	\$672,103	\$199,279	\$199,888
MINIDOKA COUNTY			74,803	78,455
Acequia	-	-	5,946	6,382
Burley (See Cassia Co.)	-	-	-	-
Heyburn	-	-	158,120	165,405
Minidoka	-	-	5,169	5,422
Paul	260,239	57,806	7,832	12,557
Rupert	1,023,828	1,043,005	91,541	90,717
Total	\$1,284,067	\$1,100,811	\$343,411	\$358,938

Sales & Distributions

Idaho State Liquor Division 2022 Annual Report

	Fiscal Year Ending June 30, 2022	Fiscal Year Ending June 30, 2021	Fiscal Year Ending June 30, 2022	Fiscal Year Ending June 30, 2021
	SALES		DISTRIBUTIONS	
NEZ PERCE COUNTY			\$601,899	\$619,290
Culdesac	-	-	17,564	18,378
Lapwai	-	-	52,691	54,559
Lewiston	8,614,279	8,864,408	777,780	815,645
Peck	-	-	9,011	9,405
Total	\$8,614,279	\$8,864,408	\$1,458,945	\$1,517,277
ONEIDA COUNTY				
Malad	655,211	681,590	46,293	46,795
Total	\$655,211	\$681,590	\$106,100	\$108,410
OWYHEE COUNTY				
Bruneau	55,927	60,328	90,074	86,504
Grand View	140,732	136,321	-	-
Homedale	672,209	673,380	11,962	11,636
Marsing	487,293	456,239	59,089	55,633
Total	\$1,356,161	\$1,326,269	\$201,157	\$195,285
PAYETTE COUNTY				
Fruitland	-	-	254,675	260,368
New Plymouth	519,496	530,686	46,564	45,506
Payette	2,080,756	1,881,876	165,125	161,802
Total	\$2,600,252	\$2,412,562	\$630,207	\$625,106
POWER COUNTY				
American Falls	-	-	33,386	36,669
Rockland	478,289	491,332	43,128	48,275
Total	\$478,289	\$491,332	\$89,275	\$98,524
SHOSHONE COUNTY				
Avery	-	-	195,369	190,932
Kellogg	42,572	48,385	-	-
Mullan	1,807,509	1,677,150	147,151	141,858
Osburn	-	-	31,606	33,206
Pinehurst	-	-	71,765	74,665
Smelterville	580,825	595,575	52,261	56,895
Wallace	-	-	28,404	29,799
Wardner	470,233	555,680	48,759	50,558
Total	\$2,901,139	\$2,876,791	\$583,685	\$586,358
TETON COUNTY				
Driggs	-	-	210,593	189,630
Teton Distillery	1,664,114	1,606,358	140,927	129,308
Tetonia	169,642	176,213	-	-
Victor	-	-	13,264	13,820
Total	\$3,149,255	\$3,101,743	\$480,511	\$438,277

Sales & Distributions

Idaho State Liquor Division 2022 Annual Report

	Fiscal Year Ending June 30, 2022	Fiscal Year Ending June 30, 2021	Fiscal Year Ending June 30, 2022	Fiscal Year Ending June 30, 2021
	SALES		DISTRIBUTIONS	
TWIN FALLS COUNTY			\$829,650	\$832,295
Buhl	683,692	709,607	62,266	69,756
Castleford	90,294	71,406	6,265	5,165
Filer	349,190	335,772	29,462	29,953
Hansen	-	-	59,003	61,613
Hollister	55,452	53,554	4,698	5,195
Kimberly	472,217	525,821	46,137	51,353
Murtaugh	-	-	8,233	8,253
Twin Falls	10,927,669	10,523,306	923,278	934,800
Total	\$12,578,514	\$12,219,467	\$1,968,992	\$1,998,383
VALLEY COUNTY			383,583	373,166
Cascade	722,577	732,723	64,285	65,629
Donnelly	651,507	562,962	49,387	59,433
Lake Fork	129,800	159,295	-	-
McCall	4,195,356	4,194,811	368,007	353,882
Yellow Pine	9,402	-	-	-
Total	\$5,708,642	\$5,649,791	\$865,262	\$852,110
WASHINGTON COUNTY			92,029	92,653
Cambridge	169,714	190,341	16,702	16,627
Midvale	17,435	-	7,410	7,630
Weiser	1,128,862	1,164,683	249,872	257,969
Total	\$1,316,011	\$1,355,025	\$366,013	\$374,879
Grand Total	\$305,619,168	\$297,072,813	\$48,286,284	\$49,531,532



The **21st Amendment** to the Constitution of the United States ended Prohibition. States were granted the authority to regulate beverage alcohol. The Three-Tier System provides for safe alcohol to the consumer and simple collection of tax revenue.



Benefits of the Three-Tier System

Regulatory - Each tier becomes responsible for ensuring that the laws and regulations set forward by the government are executed

Public Health - The Three-Tier System stops large companies from increasing alcohol sales through aggressive practices.

Economic - The tax money provided by the system goes to education, infrastructure, and other areas that benefit all citizens.

Commercial - Rather than be dwarfed by larger competitors, smaller manufactures receive greater opportunities.

Top 10 Selling Products 2022

Idaho State Liquor Division 2022 Annual Report

#1

Tito's  *Handmade*
VODKA

\$13,502,000

#2

PENDLETON[®]
WHISKY

\$8,295,400

#3

FIREBALL

CINNAMON WHISKY

\$7,224,400

#4


Crown Royal

\$6,999,400

#5

JACK DANIEL'S

\$6,682,600

#6

JAMESON[®]
IRISH WHISKEY

\$5,573,800

#7

SMIRNOFF[®]

\$4,868,900

#8

Captain Morgan

\$4,350,700

#9

BLACK
VELVET[®]

\$3,906,100


#10

Crown Royal
REGAL
APPLE

\$3,734,400

Citizen-Owned for the Benefit of All

Annual Report 2022



IDAHO STATE
LIQUOR
DIVISION