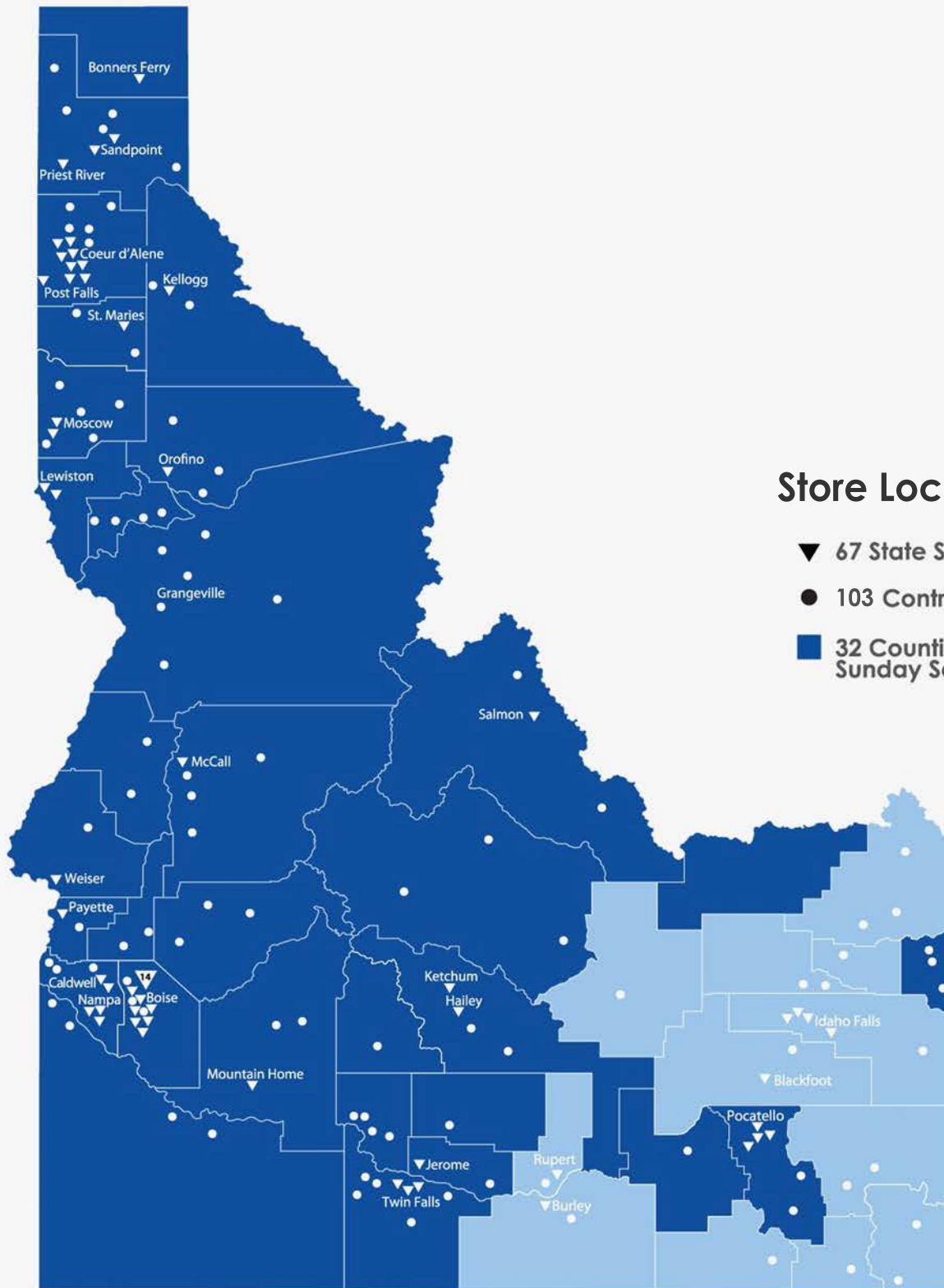


2021 Annual Report



Citizen Owned for the Benefit of All
**IDAHO STATE
LIQUOR
DIVISION**



Store Locations

- ▼ 67 State Stores
- 103 Contract Stores
- 32 Counties with Sunday Sales

Our Vision:

The vision of the Idaho State Liquor Division is to be the most respected and highest performing purveyor of distilled spirits in the U.S.A.

Our Mission:

The mission of the Idaho State Liquor Division is to provide control over the importation, distribution, sale, and consumption of distilled spirits; curtail intemperate use of beverage alcohol; and responsibly optimize the net revenues to the citizens of Idaho.

Contents

Locations	01
Vision & Mission	02
Message from the Governor	03
Message from the Director	04
Profit Distributions	05
Top 10 Selling Products	06
Financial Results	07
Advantages of the Idaho Model	08
Income Statement	09
Balance Sheet	10
Changes in Equity	11
Operating Expenses	12
Five Year Comparisons	13
Local Sales & Distributions	15



Governor Little's Message for Idaho State Liquor Division FY2021

My Fellow Idahoans,

The Idaho State Liquor Division (ISLD) continued to provide valuable services to the Gem State in Fiscal Year 2021. The division always stands ready to respond in a crisis, as we saw during the COVID-19 pandemic when the division served as a staging area for emergency supplies from the Strategic National Stockpile.

The ISLD was successful in addressing major changes in customer preferences and disruptions in raw materials in the product supply chain, adapting to logistics uncertainty in the trucking sector, and meeting strong demand from population growth and a flourishing Idaho economy.

Our neighbors who diligently operate the division have continued to provide a safe shopping environment and workplace throughout the pandemic. Cities, counties, community colleges, substance abuse treatment programs, and the state in general benefit from the responsible stewardship at the Idaho State Liquor Division. Idaho is fortunate to have such an outstanding group of people working on our behalf.

The Idaho State Liquor Division is truly Citizen Owned for the Benefit of All!

Sincerely,

A handwritten signature in black ink, appearing to read "Brad Little".

Brad Little
Governor of Idaho

“Give me six hours to chop down a tree, and I’ll spend the first four sharpening the axe.”

- Abraham Lincoln



Dear Friends,

I've always been inspired by the words of President Lincoln. This quote defines our view of readiness to improvise and responsibly respond to market forces and unexpected events. Be prepared. Everyone, everywhere has been impacted by the global pandemic of the past two years. It changed the way we interact with one another, do business, and go about living life.

In 2020, the Idaho State Liquor Division (ISLD) was prepared for our role in providing emergency support for the distribution of materiel related to the pandemic. Consumers changed their purchasing behavior for lots of products in fundamental ways. Together with our valued business partners, we responded to market forces and responsibly delivered a record year for customer service and distributions to our beneficiaries. As Fiscal Year 2021 began in July of 2020, we did not expect a comparable result. But it happened. In the year that comprises this report, some of the challenges with the pandemic were similar. Some of the challenges with our supply chain, staffing, and available resources to respond to an unpredictable market were not and they linger.

In the end, year-end distributions to our beneficiaries surpassed \$100 million for the first time, growing 20% (on top of a 12% increase in Fiscal Year 2020). Once again, all of our Key Performance Indicators were achieved while per capita consumption of distilled spirits remains early unchanged. The \$114,500,000 in distributions in Fiscal Year 2021 are over double what they were a decade ago. There are many factors that have produced this result: the hard-working Idahoans at the ISLD; changing consumer preferences; a booming Idaho economy; population growth; premiumization (consuming “better” not more); and business strategies that responsibly met the market. We do important work at the ISLD. It is an honor to serve the citizens of the Gem State.

We are Citizen Owned for the Benefit of All.

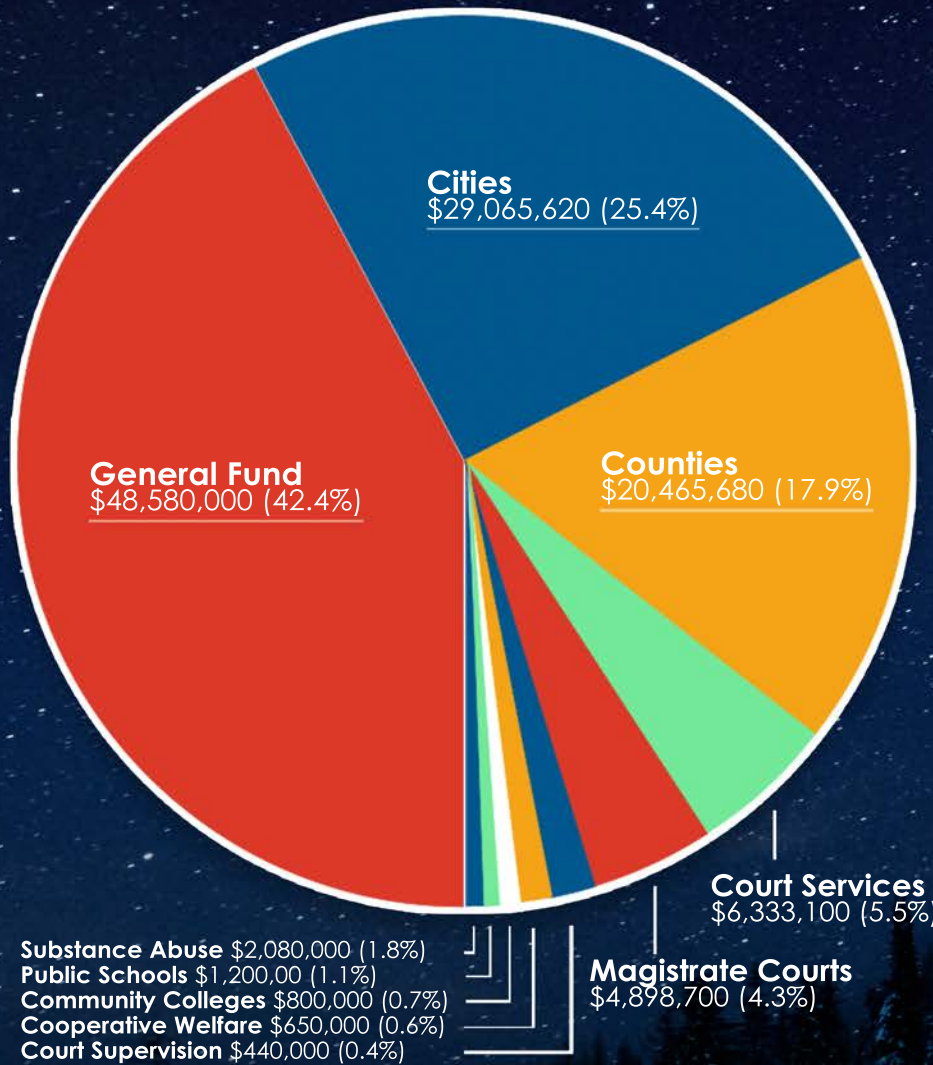
Sincerely,

A handwritten signature in black ink, appearing to read "J Anderson", followed by a long horizontal line extending to the right.

Jeffrey R. Anderson
Director

2021 Profit Distributions

Idaho State Liquor Division 2021 Annual Report



\$1.5 BILLION Distributed in Next 10 Years
\$766 MILLION Distributed in Past 10 Years

Top 10 Selling Products 2021

Idaho State Liquor Division 2021 Annual Report

#1

Tito's  *Handmade*
VODKA

\$11,517,123

#2

PENDLETON[®]
WHISKY

\$7,630,581

#3

FIREBALL
CINNAMON WHISKY

\$7,174,711

#4


Crown Royal

\$7,051,227

#5

JACK DANIEL'S

\$6,542,535

#6

JAMESON[®]
IRISH WHISKEY

\$5,414,995

#7

SMIRNOFF[®]

\$5,189,999

#8

Captain Morgan

\$4,372,670

#9

BLACK
VELVET[®]

\$4,148,794

#10

PLATINUM

\$3,841,919

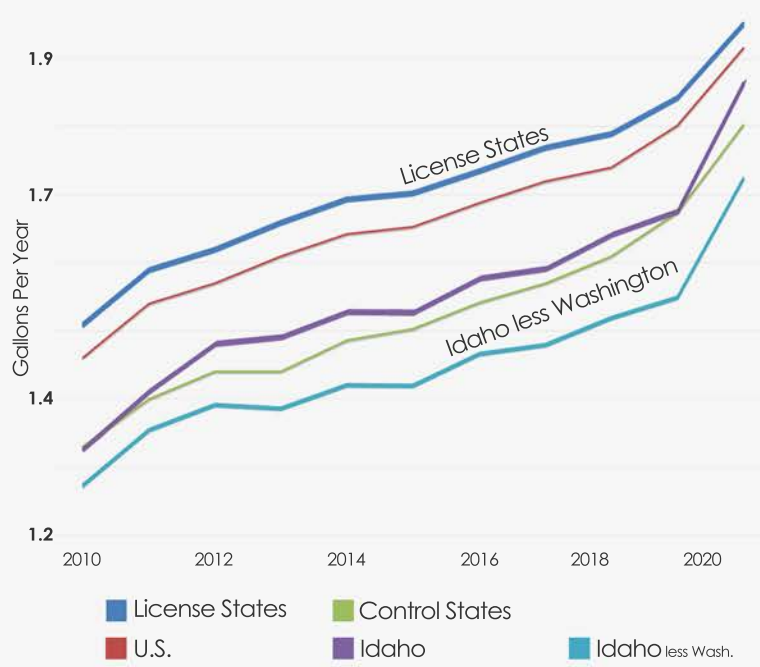
Financial Results

Idaho State Liquor Division 2021 Annual Report

Fiscal Year	2017	2018	2019	2020	2021	2022(Est)
State Stores	66	65	66	66	67	67
Contract Stores	105	103	103	103	103	104
* 9-Liter Case Sales	1,138	1,181	1,234	1,348	1,463	1,507
Change vs. prior	4.0%	3.8%	4.5%	9.2%	8.5%	3.0%
* Sales Dollars	\$203,400	\$215,200	\$230,000	\$258,600	\$297,100	\$309,000
Change vs. prior	6.5%	5.8%	6.9%	12.4%	14.9%	4.0%
* Gross Profit	\$99,800	\$105,600	\$113,000	\$126,700	\$143,700	\$148,100
Change vs. prior	6.3%	5.8%	7.0%	12.1%	13.4%	3.1%
* Net Income	\$75,600	\$79,800	\$86,600	\$98,200	\$114,100	\$116,900
Change vs. prior	7.5%	5.6%	8.5%	13.4%	16.2%	2.5%
* Distributions to Idaho	\$73,300	\$78,500	\$85,300	\$95,400	\$114,500	\$116,200
Change vs. prior	6.7%	7.1%	8.7%	11.8%	20.0%	1.5%

* All Figures in Thousands



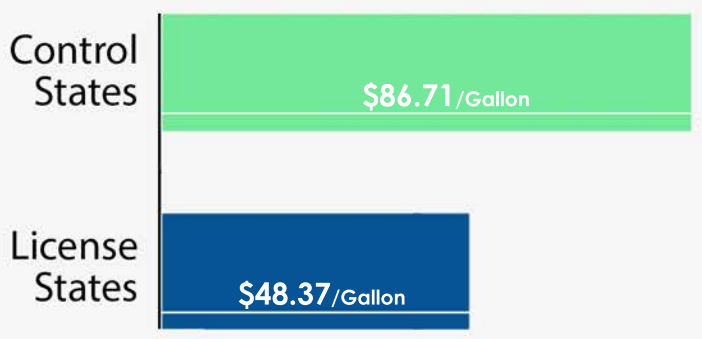


Source: Distilled Spirits Council of the United States & U.S. Census Data

Idaho consumption metrics are affected by significant cross-border sales from Washington State consumers seeking better value in Idaho. The ISLD estimates that non-resident consumption adds approximately 7.5% to ISLD sales and related consumption statistics. We expect our consumption metrics to continue to be impacted in a significant manner by Evergreen State consumers for the foreseeable future. Consumption in Idaho was 1.86 gallons in calendar year 2020 compared with 1.80 gallons for all control states and 1.95 Gallons in License states. Consumption in license states is 8.2% more than in all control states and 13.2% more than in Idaho when we factor out the estimated impact of cross-border sales to Washington residents.

Revenue Per Gallon from Sales of Spirits

Control jurisdictions generate 80% MORE revenue per gallon on the products controlled than do license states



Doing Our Part

For the past 10 years, through a partnership with the National Alcohol Beverage Control Association (NABCA), the ISLD has created a mini-grant program to aid in the implementation of educational and prevention initiatives aimed at the prevention of underage and abusive drinking in our communities. Over \$500,000 has been gifted to Idaho organizations



Over \$3 million is provided by the Idaho State Liquor Division each year to public schools and community colleges.

Income Statement

Idaho State Liquor Division 2021 Annual Report

09

	Fiscal Year Ending June 30, 2021	Fiscal Year Ending June 30, 2020
Sales:		
Retail Sales	251,201,300	220,303,500
Licensee Sales	41,927,900	34,689,200
Non-Liquor/Other Sales	3,943,700	3,574,300
Total Sales	297,072,900	258,567,000
Cost of Sales	153,326,100	132,637,800
Gross Profit	143,746,800	125,929,200
Operating Expenses	29,512,400	28,376,500
Net Operating Income	114,234,400	97,552,700
Other Income & (Losses)	(164,700)	725,600
Net Income	\$114,069,700	\$98,278,300



Balance Sheet

Idaho State Liquor Division 2021 Annual Report

10

	Fiscal Year Ending June 30, 2021	Fiscal Year Ending June 30, 2020
Assets:		
Cash	41,986,200	40,184,700
Accounts Receivable	24,100	3,000
Inventory	21,852,400	21,141,400
Prepaid Expenses	494,200	469,100
Land	297,900	297,900
Building	10,740,800	10,760,900
Other Fixed Assets	4,932,800	6,069,300
Accumulated Depreciation	(10,022,100)	(10,365,700)
Total Assets	\$70,306,300	\$68,560,600
Liabilities & Equity:		
Liquor Accounts Payable	12,539,700	22,457,500
Payroll Payable	782,700	632,100
Other Accounts Payable	286,300	302,300
Distributions Payable	33,992,400	22,020,100
Total Liabilities	47,601,100	45,412,000
Unrestricted Fund Equity	22,705,200	23,148,600
Total Liabilities & Equity	\$70,306,300	\$68,560,600

Statement of Changes in Fund Equity

Idaho State Liquor Division 2021 Annual Report

	Fiscal Year Ending June 30, 2021	Fiscal Year Ending June 30, 2020
Beginning Fund Equity	\$23,148,600	\$20,314,500
Additions:		
Net Income	114,069,700	98,278,300
Total Additions	\$114,069,700	\$98,278,300
Distributions:		
Cities	(29,065,600)	(25,166,200)
Counties	(20,465,700)	(17,381,000)
Magistrate Court	(4,898,700)	(2,715,800)
General Fund	(48,580,000)	(39,413,000)
Cooperative Welfare Fund	(650,000)	(650,000)
Substance Abuse Treatment Fund	(2,080,000)	(2,080,000)
Public Schools	(1,200,000)	(1,200,000)
Community Colleges	(800,000)	(800,000)
Drug Court, Mental Health Court, Family Court Services	(5,653,100)	(4,918,300)
Court Services	(680,000)	(680,000)
Court Supervision Fund	(440,000)	(440,000)
Total Distributions	(114,513,100)	(95,444,300)
Unrestricted Fund Equity at End of Year	\$22,705,200	\$23,148,500



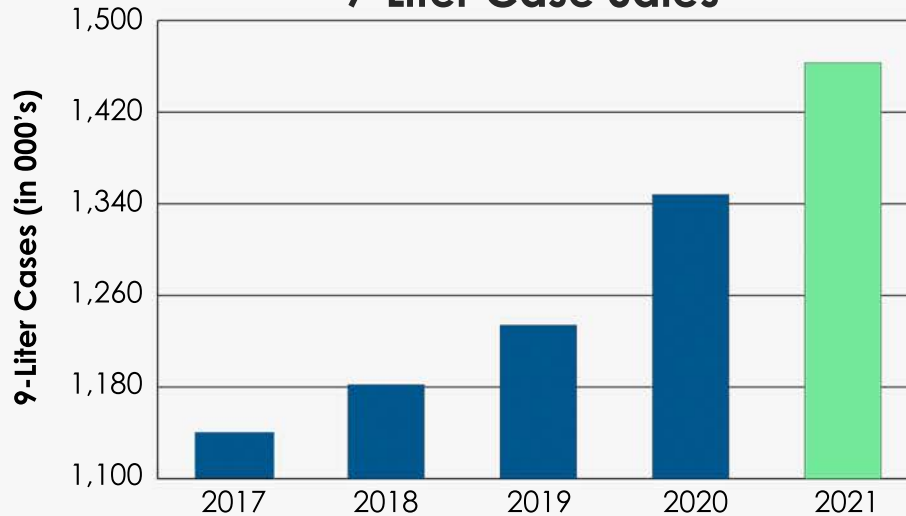
Operating Expenses

Idaho State Liquor Division 2021 Annual Report

	Fiscal Year Ending June 30, 2021	Fiscal Year Ending June 30, 2020
Salaries	8,062,700	8,153,900
Temp Labor	1,325,000	1,213,100
Overtime	422,700	341,000
Benefits	4,604,500	4,679,000
Total Payroll	14,414,900	14,387,000
Rental Expense	4,358,900	4,000,800
Special Distributor Commissions	4,520,200	3,942,600
Credit Card Fees	2,803,100	2,560,500
Utilities	483,300	476,300
Store Furnishings & Supplies	473,500	468,200
Leasehold Repairs & Maintenance	456,700	384,500
Communications	354,900	383,900
Services	341,900	348,500
Government Agency Fees	251,200	221,200
Miscellaneous	87,600	108,400
Travel	45,600	84,800
Insurance	53,600	47,900
Education & Development	28,300	18,000
Depreciation	838,600	943,800
Total OPEX	15,097,400	13,989,400
Total Payroll & OPEX	\$29,512,300	\$28,376,400

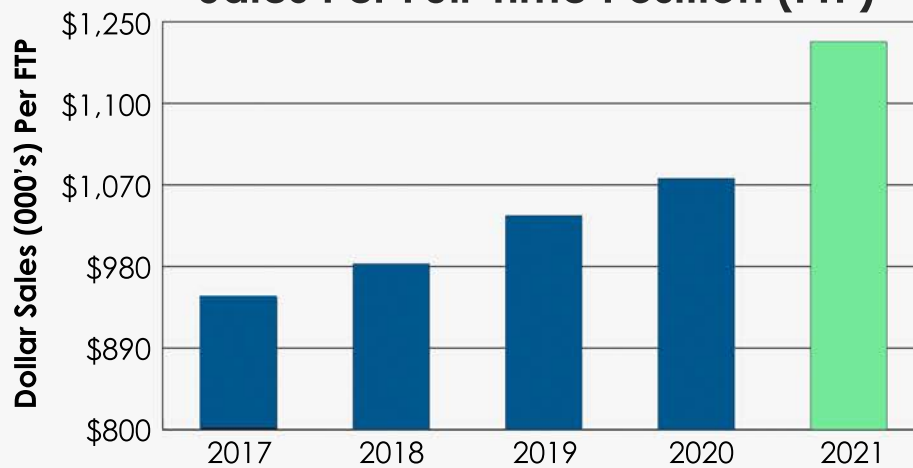


9-Liter Case Sales



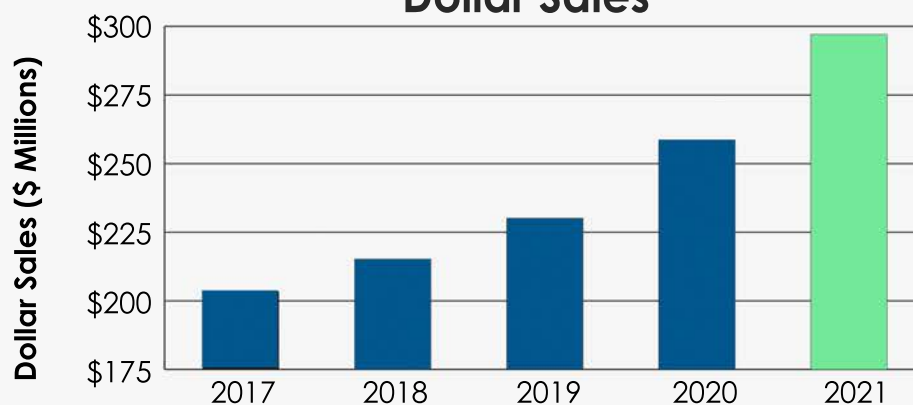
9-Liter case sales increased 28.2% from 1,141,000 in 2017 to 1,463,000 in 2021

Sales Per Full-Time Position (FTP)

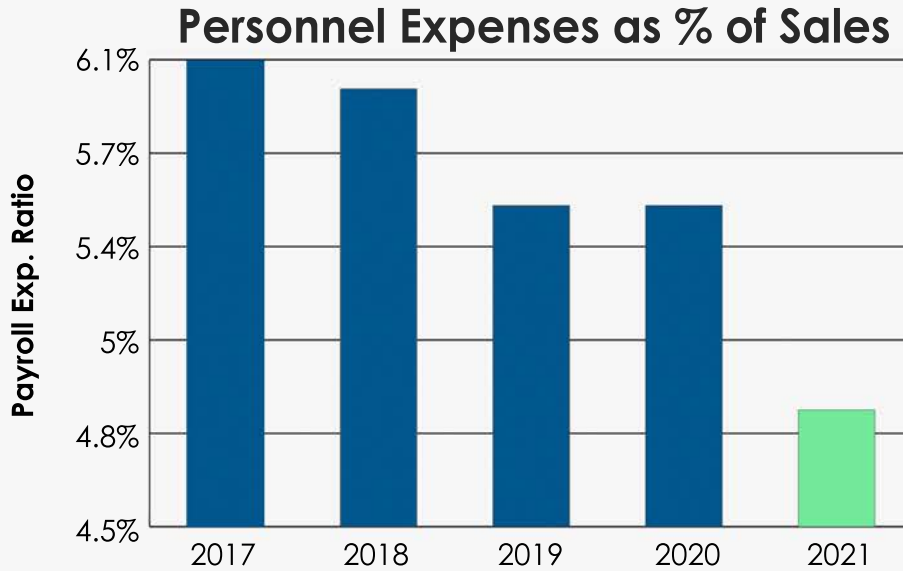


The average dollar sales per FTP was 1,228,000 in 2021, up from \$946,000 in 2017

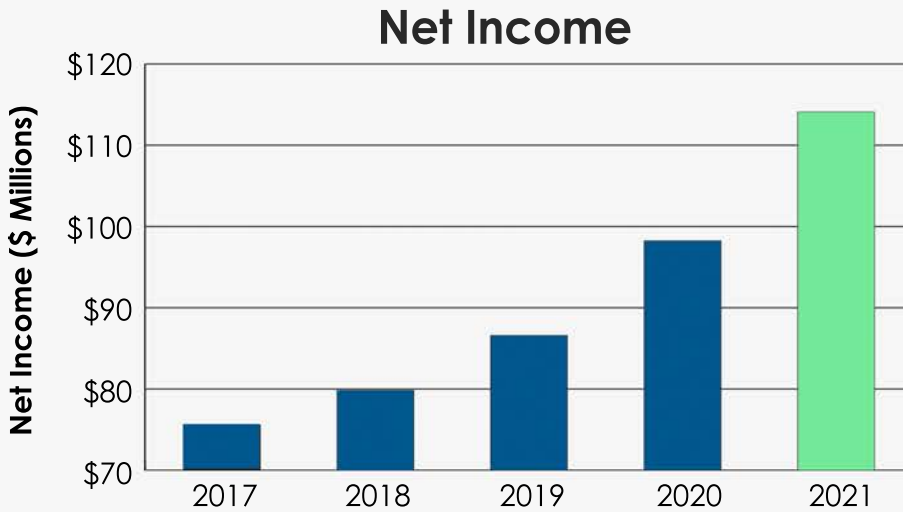
Dollar Sales



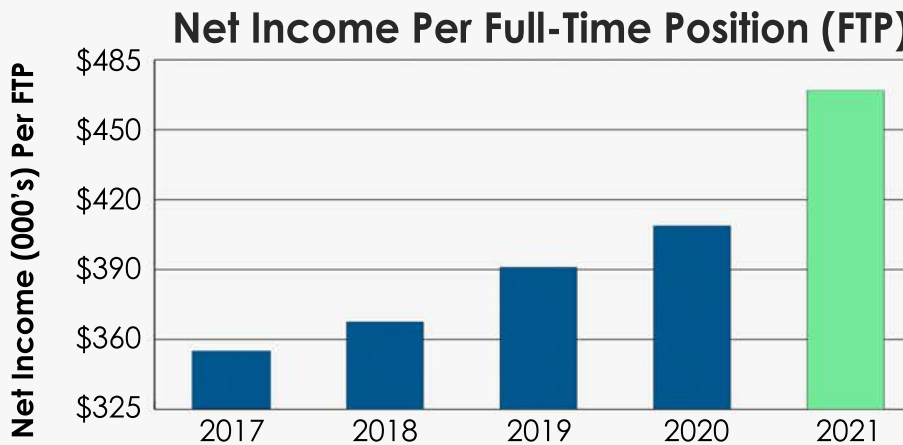
Dollar sales increased 46.1% from \$203 million in 2017 to 297 million in 2021



The ratio of employee compensation to sales dollars decreased from 6.1% in 2017 to 4.9% in 2021



Net income increased 51% from \$75 million in 2017 to \$114 million in 2021.



Net income per employee was \$471,000 in 2021, up from \$351,000 in 2017

Sales & Distributions

Idaho State Liquor Division 2021 Annual Report

	Fiscal Year Ending June 30, 2021	Fiscal Year Ending June 30, 2020	Fiscal Year Ending June 30, 2021	Fiscal Year Ending June 30, 2020
	SALES		DISTRIBUTIONS	
ADA COUNTY			6,478,141	5,498,527
Boise	56,123,911	51,910,658	5,123,595	4,722,204
Eagle	7,517,883	6,743,470	702,022	555,418
Garden City	2,514,623	2,692,452	280,312	250,419
Hilltop	187,223	153,802	-	-
Kuna	3,255,436	2,888,205	300,678	234,481
Meridian	20,969,159	16,393,100	1,706,585	1,435,718
Star	1,346,792	1,172,649	122,076	99,727
Total	91,915,027	81,954,335	14,713,409	12,796,494
ADAMS COUNTY			47,619	41,898
Council	306,435	266,524	27,754	23,369
New Meadows	394,182	335,642	34,946	32,343
Total	700,617	602,166	110,319	97,610
BANNOCK COUNTY			804,225	704,075
Arimo	-	-	17,467	15,438
Chubbuck	2,548,749	2,324,091	241,978	200,118
Downey	-	-	30,375	26,654
Inkom	-	-	43,283	37,955
Lava Hot Springs	608,006	436,825	45,478	47,580
McCammon	-	-	39,876	35,183
Pocatello	8,361,460	7,411,158	771,764	689,034
Total	11,518,215	10,172,074	1,994,446	1,756,037
BEAR LAKE COUNTY			55,040	47,196
Bloomington	-	-	10,029	8,956
Fish Haven	354,318	295,969	-	-
Georgetown	-	-	23,705	21,195
Montpelier	449,703	399,919	41,652	36,163
Paris	-	-	25,000	22,048
St. Charles	-	-	7,342	6,354
Total	804,021	695,888	162,768	141,912
BENEWAH COUNTY			130,553	109,274
Fernwood	139,058	125,857	-	-
Plummer	479,719	457,096	47,589	40,500
St. Maries	1,236,617	1,068,293	111,233	93,425
Tensed	-	-	5,806	5,075
Total	1,855,394	1,651,245	295,181	248,274
BINGHAM COUNTY			215,380	180,848
Aberdeen	-	-	94,867	82,989
Atomic City	-	-	230	1,109
Basalt	-	-	19,578	16,973
Blackfoot	2,379,189	2,217,818	230,959	196,178
Firth	-	-	23,945	20,726
Shelley	553,528	505,401	52,642	44,319
Total	2,932,718	2,723,218	637,601	543,142

Sales & Distributions

Idaho State Liquor Division 2021 Annual Report

	Fiscal Year Ending June 30, 2021	Fiscal Year Ending June 30, 2020	Fiscal Year Ending June 30, 2021	Fiscal Year Ending June 30, 2020
	SALES		DISTRIBUTIONS	
BLAINE COUNTY			617,095	546,954
Bellevue	808,786	759,593	79,081	73,905
Carey	87,031	84,559	8,803	7,767
Hailey	3,653,523	2,891,816	301,057	238,604
Ketchum	4,644,062	4,051,756	421,814	402,516
Sun Valley	1,052	19,159	2,759	4,875
Total	9,194,454	7,806,883	1,430,609	1,274,621
BOISE COUNTY				
Crouch	571,464	483,013	88,900	74,750
Horseshoe Bend	370,391	267,720	50,284	44,333
Idaho City	390,931	267,720	27,877	25,336
Lowman	390,931	321,480	27,877	25,336
Placerville	53,515	52,263	33,469	25,387
	-	-	-	-
	-	-	2,735	2,303
Total	1,386,302	1,124,476	203,265	172,109
BONNER COUNTY				
Clark Fork	589,995	494,829	831,520	709,549
Coolin	15,351	-	51,518	42,244
Dover	-	-	-	-
East Hope	-	-	41,939	31,174
Hope	-	-	10,797	9,212
Kootenai	-	-	4,894	4,009
Oldtown	-	-	46,930	35,396
Ponderay	1,729,148	1,187,906	123,667	164,189
Priest River	3,220,371	2,878,604	299,674	244,556
Sandpoint	1,944,543	1,806,514	188,080	123,751
Schweitzer	4,085,891	3,480,403	362,355	312,391
Tamrak	24,539	18,611	-	-
	758,983	652,327	-	-
Total	12,368,820	10,519,194	1,961,374	1,676,471
BONNEVILLE COUNTY				
Ammon	2,936,819	2,868,173	1,061,170	896,085
Idaho Falls	12,201,122	10,130,317	298,610	233,396
Iona	-	-	1,054,822	922,094
Irwin	-	-	112,957	97,403
Ririe	266,023	216,670	22,556	19,237
Swan Valley	228,336	207,737	21,631	17,430
Ucon	-	-	11,756	9,638
	-	-	55,711	48,830
Total	15,632,299	13,422,896	2,639,213	2,244,113
BOUNDARY COUNTY				
Bonniers Ferry	1,673,324	1,471,396	116,334	102,677
Moyie Springs	-	-	153,196	136,563
	-	-	36,517	31,857
Total	1,673,324	1,471,396	306,047	271,097

Sales & Distributions

Idaho State Liquor Division 2021 Annual Report

	Fiscal Year Ending June 30, 2021	Fiscal Year Ending June 30, 2020	Fiscal Year Ending June 30, 2021	Fiscal Year Ending June 30, 2020
	SALES		DISTRIBUTIONS	
BUTTE COUNTY			27,496	24,454
Arco	423,742	347,564	36,192	32,500
Butte City	-	-	3,263	2,815
Moore	-	-	8,157	7,250
Total	423,742	347,564	75,108	67,019
CAMAS COUNTY			11,811	11,195
Fairfield	157,662	149,234	15,539	14,307
Total	157,662	149,234	27,350	25,502
CANYON COUNTY			1,515,719	1,240,442
Caldwell	7,477,476	6,220,593	637,448	503,694
Greenleaf	-	-	42,515	37,443
Melba	-	-	26,776	22,773
Middleton	1,418,221	1,122,440	116,859	95,397
Nampa	13,581,257	11,420,789	1,189,106	1,005,095
Notus	-	-	30,615	26,483
Parma	441,747	409,388	42,629	34,157
Wilder	-	-	87,477	73,394
Total	22,918,701	19,173,210	3,689,144	3,038,878
CARIBOU COUNTY			49,232	41,556
Bancroft	-	-	18,906	16,205
Grace	98,241	85,323	8,890	8,004
Soda Springs	601,005	537,014	55,929	47,574
Total	699,246	622,338	132,957	113,339
CASSIA COUNTY			150,904	128,562
Albion	-	-	13,244	11,685
Burley	2,267,089	1,908,203	198,710	170,979
Declo	-	-	17,707	15,566
Malta	-	-	9,837	8,572
Oakley	-	-	38,964	34,074
Total	2,267,089	1,908,203	429,366	369,438
CLARK COUNTY			11,475	11,475
Dubois	-	-	28,023	26,057
Spencer	-	-	1,536	1,407
Total	-	-	41,034	38,939
CLEARWATER COUNTY			105,185	90,349
Elk River	50,593	60,536	6,304	5,785
Orofino	1,252,564	1,065,965	148,706	132,330
Pierce	104,890	91,850	9,569	8,316
Weippe	130,579	111,848	11,649	10,841
Total	1,538,626	1,330,199	281,413	247,621

Sales & Distributions

Idaho State Liquor Division 2021 Annual Report

	Fiscal Year Ending June 30, 2021	Fiscal Year Ending June 30, 2020	Fiscal Year Ending June 30, 2021	Fiscal Year Ending June 30, 2020
	SALES		DISTRIBUTIONS	
CUSTER COUNTY			78,288	71,367
Challis	520,789	402,802	41,940	39,656
Clayton	-	-	384	341
Mackay	197,112	180,438	18,789	15,466
Stanley	502,923	406,944	42,364	39,797
Total	1,220,824	990,184	181,765	166,627
ELMORE COUNTY			208,218	173,097
Glenns Ferry	307,896	252,401	26,288	25,138
Mountain Home	2,569,266	2,218,118	230,974	192,546
Pine	184,442	148,457	-	-
Prarie	13,290	14,272	-	-
Total	3,074,894	2,633,248	465,480	390,781
FRANKLIN COUNTY			66,898	55,252
Clifton	-	-	14,588	12,538
Dayton	-	-	23,705	20,427
Franklin	-	-	40,068	34,756
Oxford	-	-	2,495	2,218
Preston	1,016,602	845,845	88,079	73,460
Weston	-	-	22,553	19,574
Total	1,016,602	845,845	258,386	218,225
FREMONT COUNTY			106,166	91,735
Ashton	290,322	245,709	25,589	20,167
Drummond	-	-	768	725
Island Park	566,259	520,022	54,137	52,310
Newdale	-	-	15,067	13,519
Parker	-	-	13,964	12,708
St. Anthony	692,388	576,835	60,072	49,521
Teton	-	-	35,509	31,046
Warm River	-	-	144	128
Total	1,548,970	1,342,565	311,416	271,859
GEM COUNTY			125,110	104,302
Emmett	1,753,000	1,512,434	157,486	132,469
Montour	82,917	69,792	-	-
Total	1,835,917	1,582,225	282,596	236,771
GOODING COUNTY			106,161	94,969
Bliss	119,112	101,888	10,608	10,355
Gooding	668,020	563,702	58,705	54,119
Hagerman	447,126	378,496	39,407	36,032
Wendell	346,604	298,403	31,075	25,803
Total	1,580,862	1,342,489	245,956	221,278

Sales & Distributions

Idaho State Liquor Division 2021 Annual Report

	Fiscal Year Ending June 30, 2021	Fiscal Year Ending June 30, 2020	Fiscal Year Ending June 30, 2021	Fiscal Year Ending June 30, 2020
	SALES		DISTRIBUTIONS	
IDAHO COUNTY			130,424	116,065
Cottonwood	155,032	151,260	15,753	14,613
Elk City	119,355	110,404	-	-
Ferdinand	-	-	7,774	6,823
Grangeville	753,649	629,476	65,556	56,008
Kooskia	337,920	302,819	31,531	29,537
Riggins	415,100	331,510	34,516	33,546
Stites	-	-	11,133	9,510
Whitebird	127,428	123,880	4,559	3,966
Total	1,908,483	1,649,349	301,246	270,068
JEFFERSON COUNTY			73,219	60,361
Hamer	-	-	4,990	4,265
Lewisville	-	-	24,952	21,280
Menan	-	-	38,580	34,074
Mud Lake	-	-	20,106	16,930
Rigby	1,052,595	925,546	96,379	80,215
Ririe (See Bonneville Co.)	-	-	-	-
Roberts	-	-	30,567	25,716
Total	1,052,595	925,546	288,793	242,841
JEROME COUNTY			125,691	103,278
Eden	-	-	20,490	17,826
Hazelton	177,859	143,765	14,969	13,328
Jerome	1,631,026	1,445,993	150,562	124,055
Total	1,808,885	1,589,758	311,712	258,487
KOOTENAI COUNTY			3,600,161	2,990,011
Athol	1,196,912	846,708	88,147	32,283
Coeur d'Alene	16,692,918	13,686,237	1,424,863	1,268,234
Dalton Gardens	-	-	115,644	101,881
Fernan Lake	-	-	8,205	7,292
Garwood	420,235	431,805	-	-
Harrison	261,377	210,140	21,878	20,546
Hauser	-	-	35,461	31,004
Hayden	6,767,397	5,970,612	621,565	521,488
Hayden Lake	-	-	29,895	26,142
Huetter	-	-	5,374	4,648
Post Falls	10,291,547	9,173,712	955,029	798,963
Rathdrum	2,393,185	2,272,656	236,594	212,757
Spirit Lake	1,174,060	979,033	101,924	92,176
State Line	12,392,017	10,896,281	1,134,331	887,624
Worley	1,208,376	1,080,524	112,487	104,770
Total	52,798,025	45,547,709	8,491,558	7,099,819

Sales & Distributions

Idaho State Liquor Division 2021 Annual Report

	Fiscal Year Ending June 30, 2021	Fiscal Year Ending June 30, 2020	Fiscal Year Ending June 30, 2021	Fiscal Year Ending June 30, 2020
	SALES		DISTRIBUTIONS	
LATAH COUNTY			568,817	522,841
Bovill	-	-	12,380	11,045
Deary	198,505	196,736	20,483	16,017
Genesee	63,036	53,660	46,306	9,152
Juliaetta	-	-	28,839	25,545
Kendrick	227,756	177,797	18,512	15,241
Moscow	6,652,318	6,334,373	659,515	603,990
Onaway	-	-	9,021	8,145
Potlatch	163,213	147,928	15,405	17,927
Troy	351,058	284,763	29,649	33,248
Total	7,655,885	7,195,258	1,408,927	1,263,151
LEMHI COUNTY			114,245	99,055
Leadore	40,202	37,536	3,909	3,470
North Fork	63,856	57,925	-	-
Salmon	1,540,729	1,349,488	140,510	122,603
Total	1,644,787	1,444,949	258,664	225,128
LEWIS COUNTY			58,049	52,122
Craigmont	70,596	69,130	7,201	6,280
Kamiah	638,641	548,322	57,090	51,934
Nez Perce	106,998	81,708	8,510	7,629
Reubens	-	-	3,071	2,857
Winchester	28,604	34,908	3,636	3,474
Total	844,839	734,067	137,557	124,296
LINCOLN COUNTY			27,317	27,120
Dietrich	-	-	16,363	14,628
Richfield	-	-	23,801	20,811
Shoshone	343,097	345,302	35,956	36,044
Total	343,097	345,302	103,437	98,603
MADISON COUNTY			55,299	55,299
Rexburg	672,103	523,287	74,914	74,914
Sugar City	-	-	69,675	59,022
Total	672,103	523,287	199,888	189,235
MINIDOKA COUNTY			78,455	68,364
Acequia	-	-	6,382	5,459
Burley (See Cassia Co.)	-	-	-	-
Heyburn	-	-	165,405	142,523
Minidoka	-	-	5,422	4,862
Paul	57,806	120,555	12,557	11,158
Rupert	1,043,005	871,024	90,717	79,707
Total	1,100,811	991,578	358,938	312,073

Sales & Distributions

Idaho State Liquor Division 2021 Annual Report

	Fiscal Year Ending June 30, 2021	Fiscal Year Ending June 30, 2020	Fiscal Year Ending June 30, 2021	Fiscal Year Ending June 30, 2020
	SALES		DISTRIBUTIONS	
NEZ PERCE COUNTY			619,290	532,594
Culdesac	-	-	18,378	16,333
Lapwai	-	-	54,559	48,318
Lewiston	8,864,408	7,833,705	815,645	708,573
Peck	-	-	9,405	8,401
Total	8,864,408	7,833,705	1,517,277	1,314,219
ONEIDA COUNTY			46,795	40,931
Malad	681,590	591,742	61,615	54,427
Total	681,590	591,742	108,410	95,358
OWYHEE COUNTY			86,504	74,740
Bruneau	60,328	49,235	-	-
Grand View	136,321	111,747	11,636	11,756
Homedale	673,380	534,258	55,633	45,119
Marsing	456,239	398,690	41,512	37,317
Total	1,326,269	1,093,930	195,285	168,932
Fruitland	-	-	260,368	224,019
New Plymouth	530,686	437,037	45,506	42,671
Payette	1,881,876	1,553,926	161,802	136,436
PAYETTE COUNTY			157,430	134,670
Total	2,412,562	1,990,963	625,106	537,796
POWER COUNTY			36,669	32,260
American Falls	491,332	463,496	48,275	42,887
Rockland	-	-	13,580	12,154
Total	491,332	463,496	98,524	87,301
SHOSHONE COUNTY			190,932	164,900
Avery	48,385	20,254	-	-
Kellogg	1,677,150	1,362,479	141,858	128,261
Mullan	-	-	33,206	28,829
Osburn	-	-	74,665	64,779
Pinehurst	595,575	546,398	56,895	48,812
Smelterville	-	-	29,799	25,758
Wallace	555,680	485,550	50,558	42,229
Wardner	-	-	8,445	7,420
Total	2,876,791	2,414,680	586,358	510,988
TETON COUNTY			189,630	159,381
Driggs	1,606,358	1,242,057	129,308	104,239
Teton Distillery	176,213	143,247	-	-
Tetonia	-	-	13,820	11,898
Victor	1,319,172	1,013,594	105,519	94,364
Total	3,101,743	2,398,898	438,277	369,882

Sales & Distributions

Idaho State Liquor Division 2021 Annual Report

	Fiscal Year Ending June 30, 2021	Fiscal Year Ending June 30, 2020	Fiscal Year Ending June 30, 2021	Fiscal Year Ending June 30, 2020
	SALES		DISTRIBUTIONS	
TWIN FALLS COUNTY			832,295	702,126
Buhl	709,607	669,937	69,756	60,407
Castleford	71,406	49,605	5,165	4,108
Filer	335,772	287,675	29,953	26,882
Hansen	-	-	61,613	54,672
Hollister	53,554	49,902	5,195	4,707
Kimberly	525,821	493,209	51,353	43,241
Murtaugh	-	-	8,253	6,781
Twin Falls	10,523,306	8,978,590	934,800	794,831
Total	12,219,467	10,528,918	1,998,383	1,697,755
VALLEY COUNTY			373,166	318,379
Cascade	732,723	630,374	65,629	54,186
Donnelly	562,962	570,896	59,433	47,820
Lake Fork	159,295	120,395	-	-
McCall	4,194,811	3,399,432	353,882	309,636
Yellow Pine	-	-	-	-
Total	5,649,791	4,721,097	852,110	730,021
WASHINGTON COUNTY			92,653	75,907
Cambridge	190,341	159,685	16,627	12,992
Midvale	-	-	7,630	6,653
Weiser	1,164,683	1,011,997	257,969	227,558
Total	1,355,025	1,171,682	374,879	323,110
Grand Total	\$49,531,532	\$43,547,220	\$297,072,813	\$258,566,991



2021 Annual Report



Citizen Owned for the Benefit of All

mix, blend
Enjoy
Responsibly®

IDAHO STATE
LIQUOR
DIVISION