

---



IDAHO STATE  
LIQUOR  
DIVISION

---

ANNUAL REPORT

---



2024

**\$118 Million** Given Back to Idaho This Year

## Who We Are:

The Idaho State Liquor Division provides safe and convenient liquor access, promotes responsible enjoyment, and generates essential revenue for Idaho. Every dollar earned goes back to our communities, which lowers taxes and provides funding for vital services like education, infrastructure, and safety initiatives.

## Our Vision:

The vision of the Idaho State Liquor Division is to be the most respected and highest performing purveyor of distilled spirits in the U.S.A.

## Our Mission:

The mission of the Idaho State Liquor Division is to provide control over the importation, distribution, sale, and consumption of distilled spirits; curtail intemperate use of beverage alcohol; and responsibly optimize the net revenues to the citizens of Idaho.

*LET'S  
SHARE  
THE  
SPIRIT*

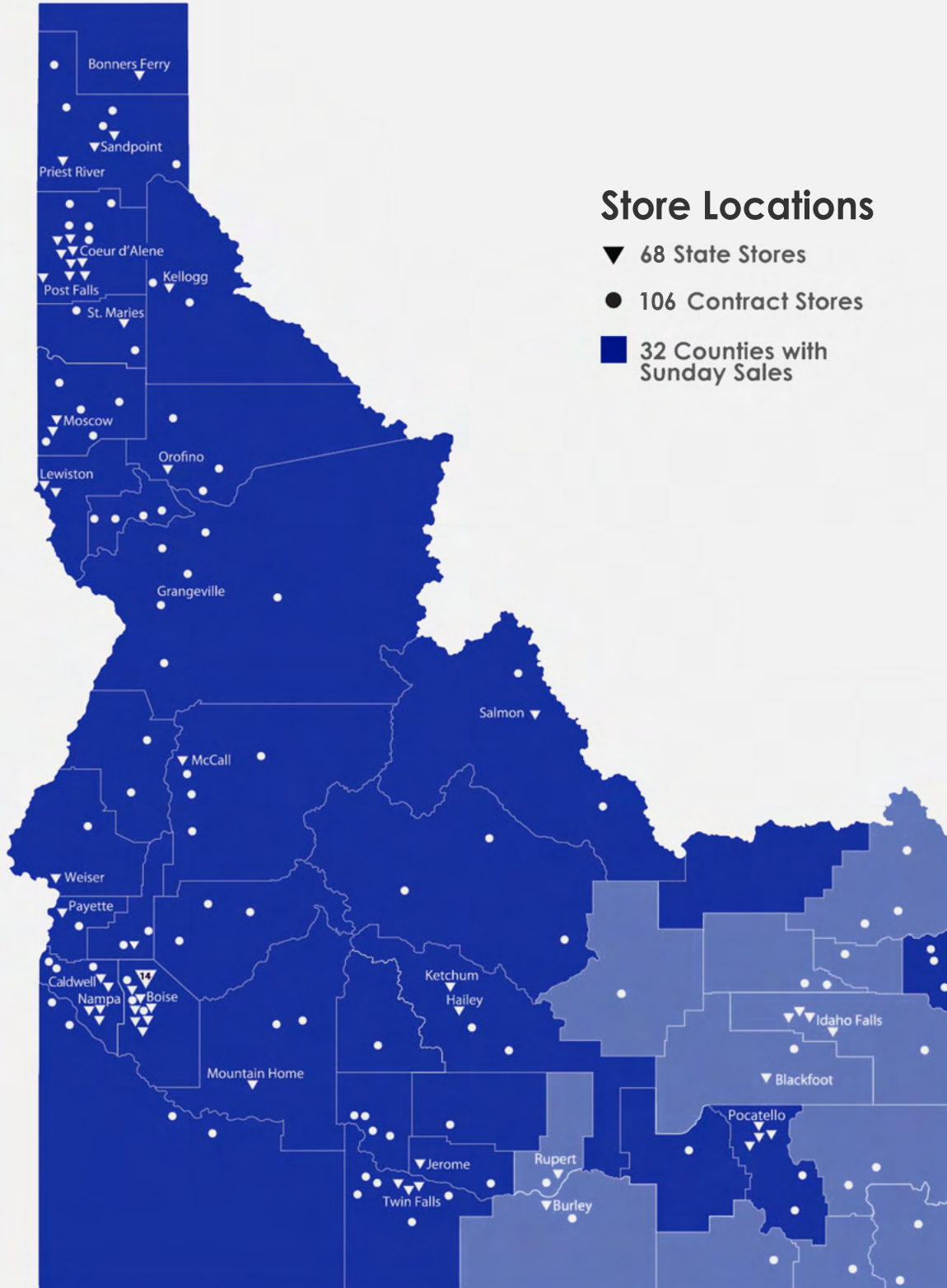
## Contents

Vision & Mission	1
Locations	3
Financial Results	4
Profit Distributions	5
Advantages of the Idaho Model	6
Five Year Comparisons	7
Income Statement	9
Balance Sheet	10
Changes in Equity	11
Operating Expenses	12
The Three-Tier System	13
Local Sales & Distributions	14
Top 10 Selling Products	22



# Our Locations

Idaho State Liquor Division 2024 Annual Report



# Financial Results

Idaho State Liquor Division 2024 Annual Report

Fiscal Year	2020	2021	2022	2023	2024	2025 (Est.)
<b>State Stores</b>	66	67	67	67	68	68
<b>Contract Stores</b>	103	103	105	107	106	108
<b>9-Liter Case Sales*</b>	1,348	1,463	1,441	1,429	1,392	1,375
Change vs. prior	9.2%	8.5%	-1.5%	-0.8%	-2.6%	-1.2%
<b>Sales Dollars*</b>	\$258,600	\$297,100	\$305,600	\$319,900	\$319,200	\$319,100
Change vs. prior	12.4%	14.9%	2.9%	4.7%	-0.2%	0.0%
<b>Gross Profit*</b>	\$126,700	\$143,700	\$146,400	\$153,900	\$152,500	\$152,700
Change vs. prior	12.1%	13.4%	1.9%	5.1%	-0.9%	0.1%
<b>Net Income*</b>	\$98,200	\$114,100	\$114,200	\$119,700	\$116,600	\$116,800
Change vs. prior	13.4%	16.2%	0.1%	4.8%	-2.6%	0.2%
<b>Distributions to Idaho*</b>	\$95,1400	\$114,500	\$115,600	\$121,000	\$118,300	\$118,500
Change vs. prior	11.8%	20.0%	1.0%	4.7%	-2.2%	0.2%

\*All Figures in Thousands

## Voices From Idaho Communities



We greatly appreciate the support of the ISLD funds, which have been instrumental in enabling us to sustain and enhance our police operations, ensuring we can continue to serve and protect our community effectively.

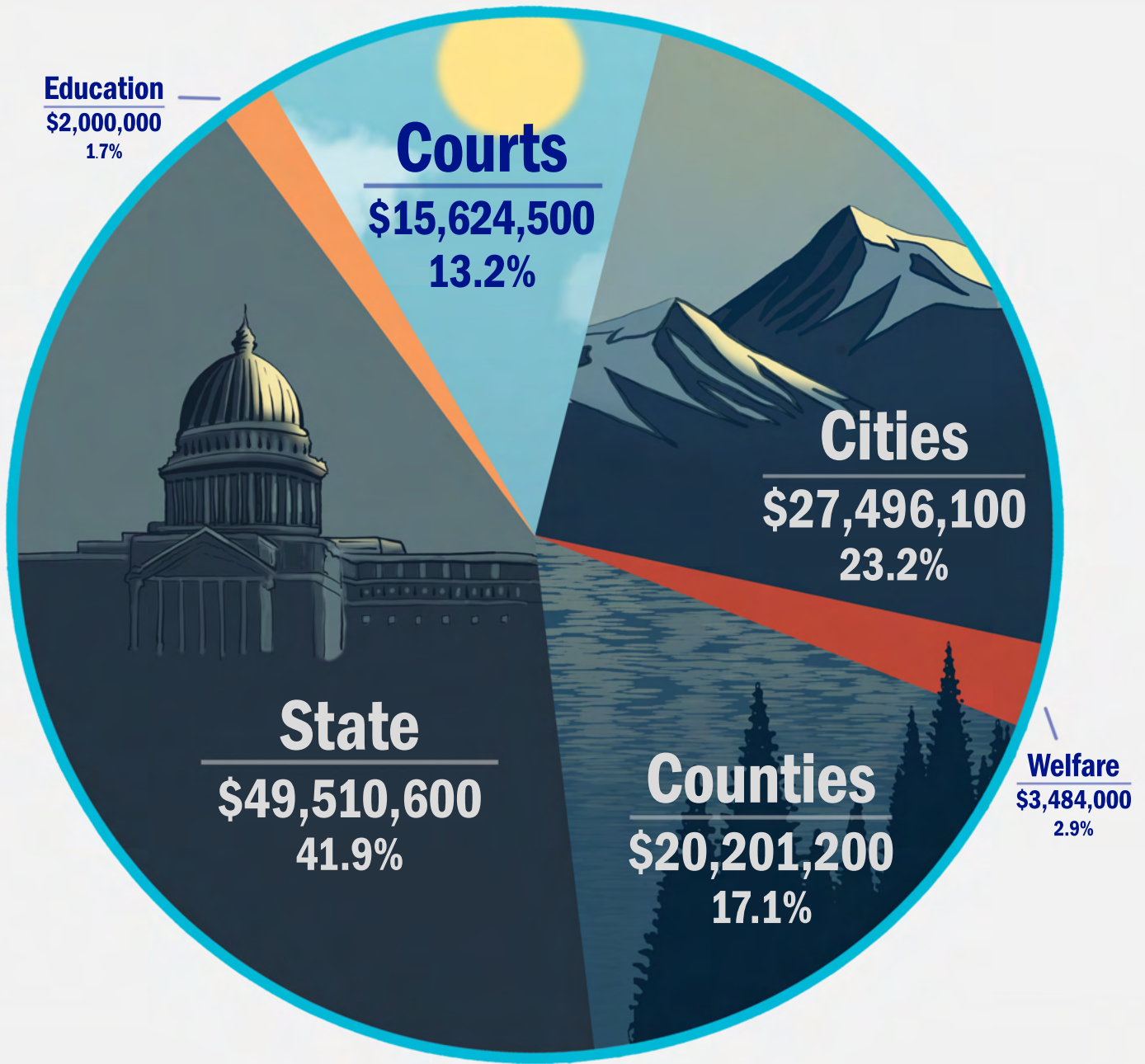
**Debbie Geyer**

City Clerk  
Caldwell, ID



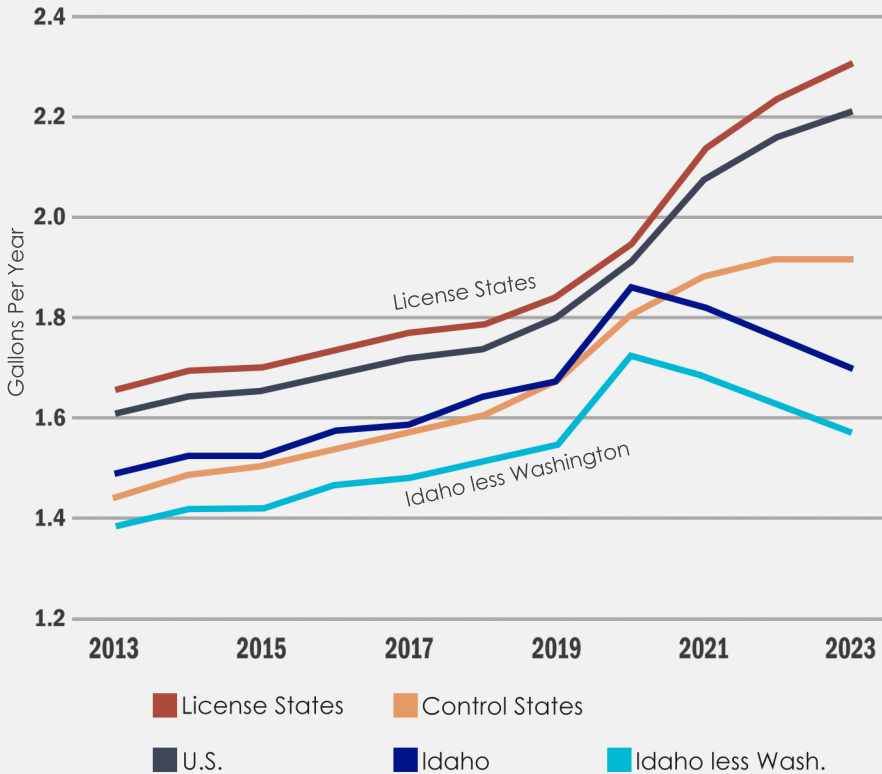
# 2024 Profit Distributions

Idaho State Liquor Division 2024 Annual Report



**\$1.23 BILLION** Distributed in Next 10 Years  
**\$935 MILLION** Distributed in Past 10 Years

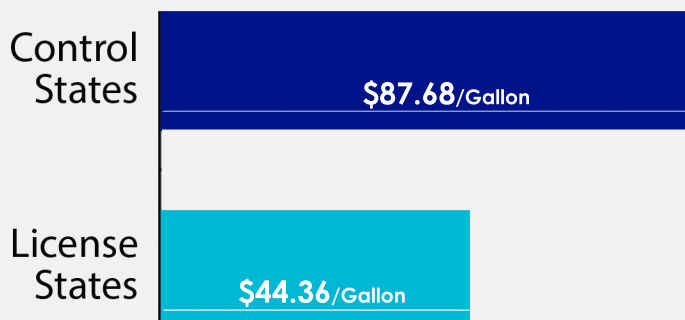
## Distilled spirit consumption in Idaho is 28% LESS per capita than in license states



**Idaho consumption metrics** are affected by significant cross-border sales from Washington State consumers seeking better value in Idaho. The ISLD estimates that non-resident consumption adds approximately 8% to ISLD sales and related consumption statistics. We expect our consumption metrics to continue to be impacted in a significant manner by Washington State consumers for the foreseeable future. Consumption in Idaho was 1.70 gallons in calendar year 2023 compared with 1.92 gallons for all control states and 2.31 gallons in License states. Consumption in license states is 20% more than in all control states and 47% more than in Idaho when we factor out the estimated impact of cross-border sales to Washington residents.

## Revenue Per Gallon from Sales of Spirits

Control jurisdictions generate 80% MORE revenue per gallon on the products controlled than do license states

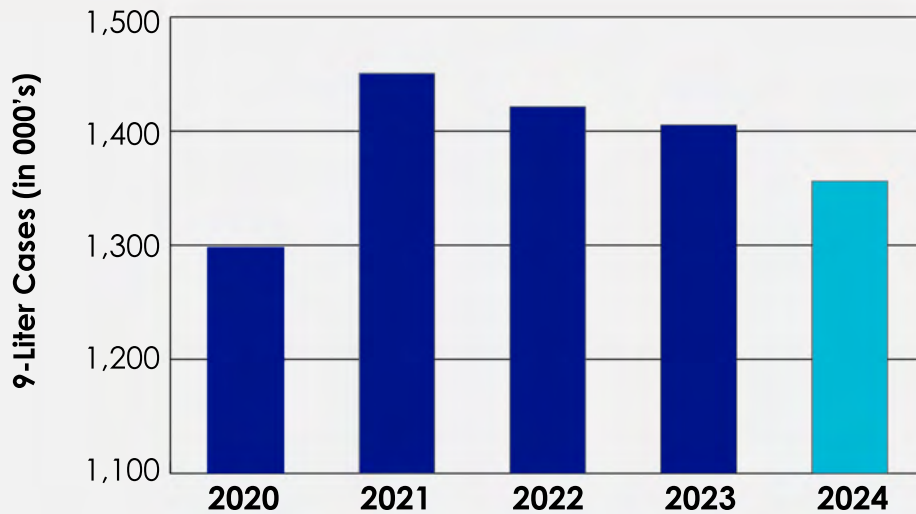


Source: DISCUS

## Doing Our Part

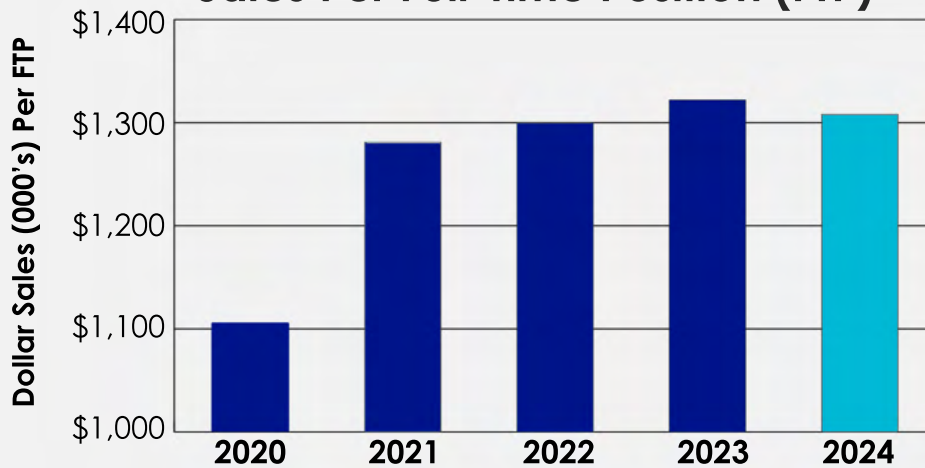
For the past 12 years, through a partnership with the National Alcohol Beverage Control Association (NABCA), the ISLD has created a mini-grant program to aid in the implementation of educational and prevention initiatives aimed at the prevention of underage and abusive drinking in our communities. Over \$500,000 has been gifted to Idaho organizations.

## 9-Liter Case Sales



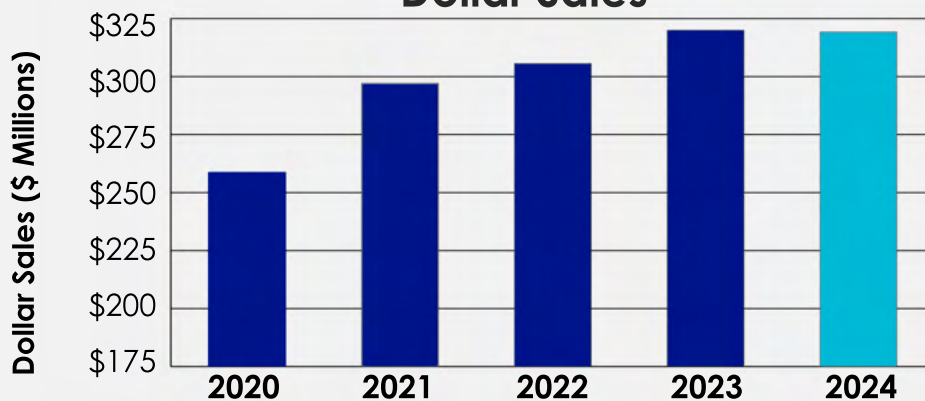
9-Liter case sales increased 3.2% from 1,348,000 in 2020 to 1,392,000 in 2024

## Sales Per Full-Time Position (FTP)



The average dollar sales per FTP was \$1,308,000 in 2024, up from \$1,105,000 in 2020

## Dollar Sales

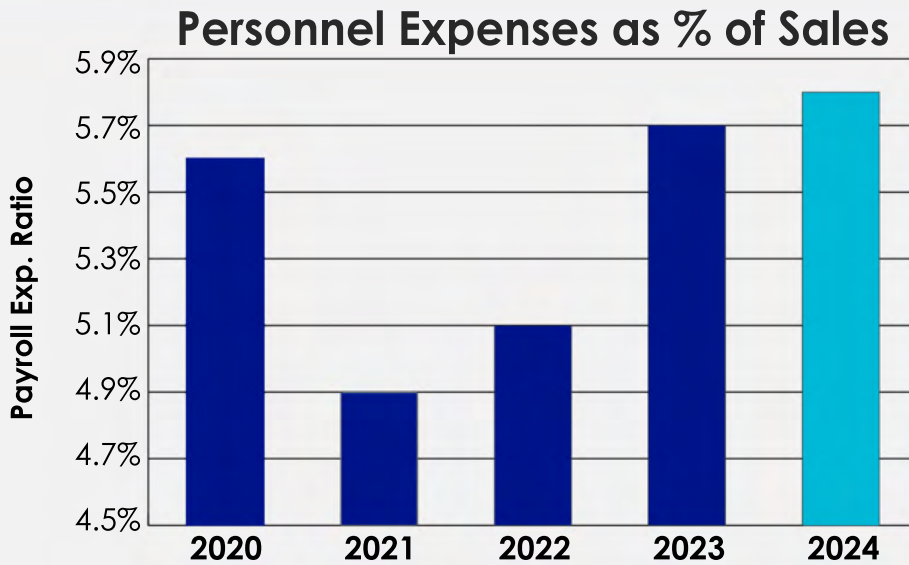


Dollar sales increased 23.6% from \$258 million in 2020 to \$319 million in 2024

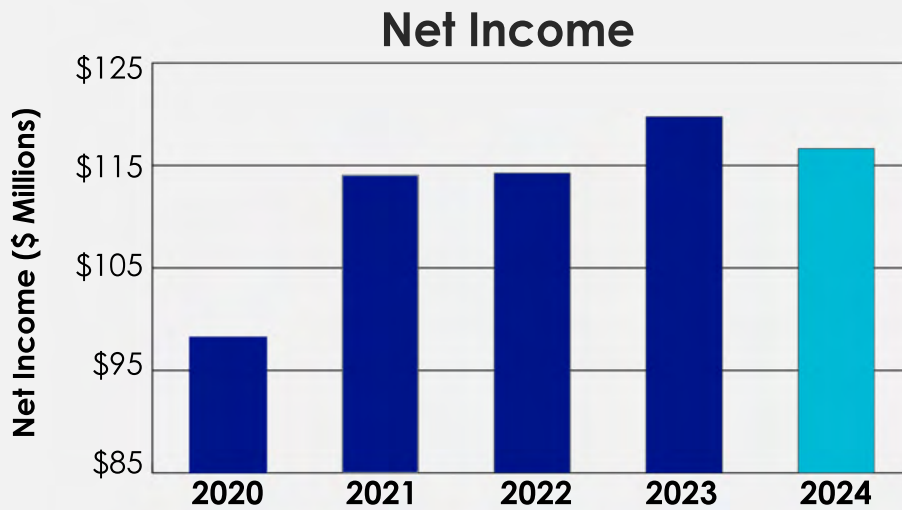


# 5-Year Comparisons

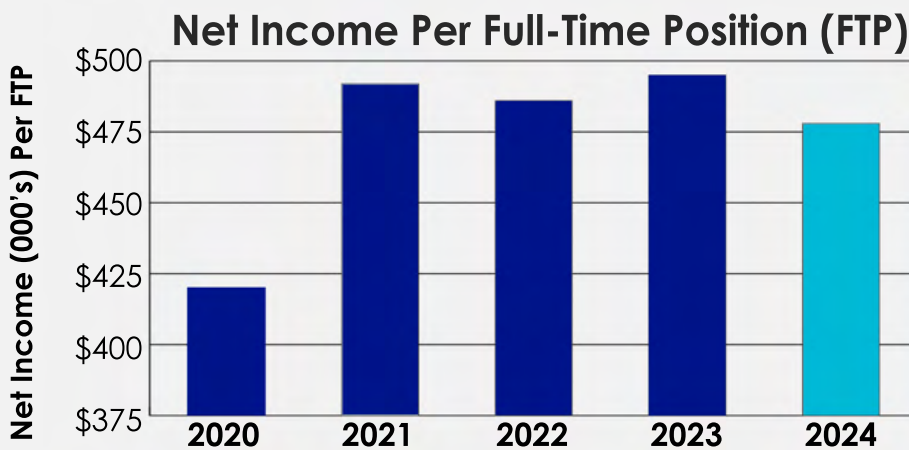
Idaho State Liquor Division 2024 Annual Report



The ratio of employee compensation to sales dollars increased from 5.6% in 2020 to 5.8% in 2024



Net income increased 19% from \$98 million in 2020 to \$117 million in 2024



Net income per employee was \$478,000 in 2024, up from \$420,000 in 2020

# Income Statement

Idaho State Liquor Division 2024 Annual Report

	Fiscal Year Ending June 30, 2024	Fiscal Year Ending June 30, 2023
<b>Sales:</b>		
Retail Sales	261,119,600	260,399,300
Licensee Sales	54,216,900	55,726,300
Non-Liquor/Other Sales	3,828,700	3,726,800
<b>Total Sales</b>	<b>\$319,165,200</b>	<b>\$319,852,400</b>
<b>Cost of Sales</b>	<b>\$166,673,600</b>	<b>\$161,938,600</b>
<b>Gross Profit</b>	<b>\$152,491,600</b>	<b>\$153,867,100</b>
Operating Expenses	36,981,200	35,153,200
<b>Net Operating Income</b>	<b>\$115,510,400</b>	<b>\$118,713,900</b>
Other Income & (Losses)	1,128,200	1,023,500
<b>Net Income</b>	<b>\$116,638,600</b>	<b>\$119,737,400</b>

## Voices From Idaho Communities



The City of Lewiston is appreciative of the annual revenue we receive from the Idaho State Liquor Division. This revenue goes to our general fund where we support governmental services, such as public safety, parks & recreation, and senior nutrition. This revenue allows us to support these services and reduces the impact to our local property taxpayers.

**Aimee M Gordon**

Finance Director/City Treasurer  
City of Lewiston



# Balance Sheet

Idaho State Liquor Division 2024 Annual Report

10

	Fiscal Year Ending June 30, 2024	Fiscal Year Ending June 30, 2023
<b>Assets:</b>		
Cash	18,274,600	25,413,100
Accounts Receivable	64,700	352,200
Inventory	26,002,300	25,382,500
Prepaid Expenses	1,018,300	883,600
Land	297,900	297,900
Building	10,740,800	10,740,800
Other Fixed Assets	7,549,500	6,359,000
Accumulated Depreciation	(11,699,000)	(11,093,000)
<b>Total Assets</b>	<b>\$52,249,100</b>	<b>\$58,336,100</b>
<b>Liabilities &amp; Equity:</b>		
Liquor Accounts Payable	15,897,900	13,910,400
Payroll Payable	1,136,700	1,084,400
Other Accounts Payable	474,700	556,400
Distributions Payable	16,331,100	22,698,300
<b>Total Liabilities</b>	<b>\$33,840,300</b>	<b>\$38,249,500</b>
<b>Unrestricted Fund Equity</b>	<b>\$18,408,700</b>	<b>\$20,086,600</b>
<b>Total Liabilities &amp; Equity</b>	<b>\$52,249,100</b>	<b>\$58,336,100</b>



The City of Melba uses the distributions to supplement our General Fund. The City of Melba appreciates the support and partnership of the Idaho State Liquor Division. The predictable liquor distributions allow us to supplement the General Fund for projects to enhance the livability of our community.



**Noni Stapleton**

City Clerk/Treasurer  
City of Melba



# Statement of Changes in Fund Equity

Idaho State Liquor Division 2024 Annual Report

	Fiscal Year Ending June 30, 2024	Fiscal Year Ending June 30, 2023
<b>Beginning Fund Equity</b>	<b>\$20,086,600</b>	<b>\$21,384,900</b>
<b>Additions:</b>		
Net Income	116,638,600	119,737,400
<b>Total Additions</b>	<b>\$116,638,600</b>	<b>\$119,737,400</b>
<b>Distributions:</b>		
Cities	(27,496,400)	(28,160,400)
Counties	(20,201,400)	(20,689,100)
Magistrate Court	(8,417,300)	(8,620,500)
General Fund	(49,510,000)	(50,845,700)
Peace Officers Standards Training	(754,000)	(774,300)
Cooperative Welfare Fund	(650,000)	(650,000)
Substance Abuse Treatment Fund	(2,080,000)	(2,080,000)
Public Schools	(1,200,000)	(1,200,000)
Community Colleges	(800,000)	(800,000)
Court Services	(6,767,400)	(6,775,700)
Court Supervision Fund	(440,000)	(440,000)
<b>Total Distributions</b>	<b>(\$118,316,500)</b>	<b>(\$121,035,700)</b>
<b>Unrestricted Fund Equity at End of Year</b>	<b>\$18,408,700</b>	<b>\$20,086,600</b>



The Idaho State Liquor Division's distribution allow for the city to prosper. We have limited tax dollars due to our small population. Our city was able to support community events to benefit our residents, give a donation to the SPOT Bus, and purchase a new large screen and laptop computer for use in our city meetings.

**Donna Wilson-Funkhouser**

City Clerk/Treasurer  
City of Moyie Springs





# Operating Expenses

Idaho State Liquor Division 2024 Annual Report

	Fiscal Year Ending June 30, 2024	Fiscal Year Ending June 30, 2023
Salaries	9,328,600	10,298,800
Temp Labor	2,962,200	1,686,300
Overtime	462,800	500,600
Benefits	5,815,400	5,595,700
<b>Total Payroll</b>	<b>\$18,569,000</b>	<b>\$18,081,400</b>
Rental Expense	5,086,200	4,793,900
Special Distributor Commissions	5,493,700	5,474,700
Selling Expenses	3,888,700	3,243,100
Utilities	578,900	602,900
Store Furnishings & Supplies	471,400	468,500
Leasehold Repairs & Maintenance	820,300	508,800
Communications	437,000	362,800
Services	262,100	370,400
Government Agency Fees	222,600	229,700
Miscellaneous	319,800	249,300
Travel	110,600	101,400
Insurance	65,500	51,500
Education & Development	35,000	33,500
Depreciation	620,400	581,300
<b>Total OPEX</b>	<b>\$18,412,200</b>	<b>\$17,071,800</b>
<b>Total Payroll &amp; OPEX</b>	<b>\$36,981,200</b>	<b>\$35,153,200</b>



The allotted liquor distributions allow us to fund community college tuition for our county resident students. The liquor funding that we receive help us to support a higher education. We also utilize received liquor funds, via cities within Minidoka County, and the State of Idaho, to help support our Magistrate Court facility expenses.



**Tonya Page**  
County Clerk  
Minidoka County



The **21st Amendment** to the Constitution of the United States ended Prohibition. States were granted the authority to regulate beverage alcohol. The Three-Tier System provides for safe alcohol to the consumer and simple collection of tax revenue.

MANUFACTURERS  
Distilleries, Wineries, Breweries



WHOLESALEERS  
Sell to Retailers



RETAILERS  
Sell On + Off Premise



## Benefits of the Three-Tier System

---

**Regulatory** - Each tier becomes responsible for ensuring that the laws and regulations set forward by the government are executed

**Public Health** - The Three-Tier System stops large companies from increasing alcohol sales through aggressive practices.

**Economic** - The tax money provided by the system goes to education, infrastructure, and other areas that benefit all citizens.

**Commercial** - Rather than be dwarfed by larger competitors, smaller manufacturers receive greater opportunities.

# Sales & Distributions

Idaho State Liquor Division 2024 Annual Report

	Fiscal Year Ending June 30, 2024	Fiscal Year Ending June 30, 2023	Fiscal Year Ending June 30, 2024	Fiscal Year Ending June 30, 2023
	<b>SALES</b>		<b>DISTRIBUTIONS</b>	
<b>ADA COUNTY</b>			6,522,215	6,652,409
Boise	61,114,937	62,341,087	4,655,696	4,813,998
Eagle	8,108,664	8,066,727	642,667	648,770
Garden City	2,872,720	2,898,730	230,950	228,233
Hilltop	193,624	181,493	-	-
Kuna	4,002,503	3,876,939	308,874	298,476
Meridian	24,705,313	24,446,103	1,947,594	1,965,312
Star	2,489,702	1,550,330	123,512	121,347
<b>Total</b>	<b>\$103,487,462</b>	<b>\$103,361,409</b>	<b>\$14,431,508</b>	<b>\$14,728,545</b>
<b>ADAMS COUNTY</b>			48,985	46,745
Council	371,636	357,768	28,508	26,431
New Meadows	435,172	418,298	33,328	32,552
<b>Total</b>	<b>\$806,808</b>	<b>\$776,066</b>	<b>\$110,821</b>	<b>\$105,728</b>
<b>BANNOCK COUNTY</b>			756,819	788,926
Arimo	-	-	14,977	15,335
Chubbuck	2,806,240	2,694,765	214,710	224,651
Downey	39,802	44,698	3,563	24,554
Inkom	-	-	35,159	35,346
Lava Hot Springs	356,235	562,812	44,840	52,167
McCannon	-	-	34,989	36,001
Pocatello	8,587,634	8,689,645	692,452	718,869
<b>Total</b>	<b>\$11,789,910</b>	<b>\$11,991,919</b>	<b>\$1,797,509</b>	<b>\$1,895,849</b>
<b>BEAR LAKE COUNTY</b>			58,764	50,683
Bloomington	-	-	8,961	9,000
Fish Haven	474,765	447,345	-	-
Georgetown	-	-	22,060	22,413
Montpelier	496,305	483,567	38,538	38,900
Paris	-	-	23,639	24,161
St. Charles	-	-	7,680	7,515
<b>Total</b>	<b>\$971,071</b>	<b>\$930,913</b>	<b>\$159,642</b>	<b>\$152,672</b>
<b>BENEWAH COUNTY</b>			120,901	121,054
Fernwood	158,586	162,236	-	-
Plummer	368,823	418,608	33,353	35,174
St. Maries	1,268,290	1,334,831	106,358	105,439
Tensed	-	-	3,968	3,932
<b>Total</b>	<b>\$1,795,700</b>	<b>\$1,915,675</b>	<b>\$264,580</b>	<b>\$265,599</b>
<b>BINGHAM COUNTY</b>			202,682	206,111
Aberdeen	-	-	78,170	78,512
Atomic City	-	-	-	-
Basalt	-	-	15,788	15,947
Blackfoot	2,585,481	2,601,923	207,343	210,280
Firth	-	-	22,999	23,156
Shelley	594,814	608,770	48,519	49,801
<b>Total</b>	<b>\$3,180,295</b>	<b>\$3,210,692</b>	<b>\$575,501</b>	<b>\$583,807</b>

# Sales & Distributions

Idaho State Liquor Division 2024 Annual Report

15

	Fiscal Year Ending June 30, 2024	Fiscal Year Ending June 30, 2023	Fiscal Year Ending June 30, 2024	Fiscal Year Ending June 30, 2023
	<b>SALES</b>		<b>DISTRIBUTIONS</b>	
<b>BLAINE COUNTY</b>			611,061	642,201
Bellevue	903,570	865,727	68,975	71,848
Carey	100,390	94,666	7,542	7,331
Hailey	3,782,935	4,055,350	323,090	334,982
Ketchum	4,329,571	4,668,174	371,915	396,350
Sun Valley	-	-	76,292	79,255
<b>Total</b>	<b>\$9,116,466</b>	<b>\$9,683,917</b>	<b>\$1,458,875</b>	<b>\$1,531,967</b>
<b>BOISE COUNTY</b>			93,216	97,327
Crouch	577,820	576,908	45,962	47,123
Horseshoe Bend	509,067	487,941	38,878	39,702
Idaho City	401,054	367,490	29,279	31,922
Lowman	49,448	44,751	-	-
Placerville	-	-	2,048	2,010
<b>Total</b>	<b>\$1,537,389</b>	<b>\$1,477,090</b>	<b>\$209,383</b>	<b>\$218,084</b>
<b>BONNER COUNTY</b>			814,031	827,153
Clark Fork	646,042	649,251	51,728	51,537
Coolin	171,765	132,919	-	-
Dover	-	-	42,669	40,064
East Hope	-	-	10,411	10,442
Hope	-	-	4,480	4,369
Kootenai	-	-	44,248	43,778
Oldtown	2,124,705	2,067,961	164,752	168,208
Ponderay	3,398,497	3,352,521	267,091	268,607
Priest River	1,760,633	1,674,506	133,416	140,322
Sandpoint	4,294,463	4,338,379	345,655	347,906
Schweitzer	20,175	26,210	-	-
Tamrak	583,775	658,423	-	-
<b>Total</b>	<b>\$13,000,057</b>	<b>\$12,900,171</b>	<b>\$1,878,481</b>	<b>\$1,902,386</b>
<b>BONNEVILLE COUNTY</b>			1,089,187	1,105,199
Ammon	3,178,311	3,108,169	247,639	253,630
Idaho Falls	13,808,551	13,677,676	1,089,829	1,101,529
Iona	-	-	128,903	126,048
Irwin	238,374	230,202	18,340	21,176
Ririe	242,761	243,371	19,393	18,509
Swan Valley	-	-	11,990	11,097
Ucon	-	-	52,312	53,128
<b>Total</b>	<b>\$17,467,998</b>	<b>\$17,259,418</b>	<b>\$2,657,593</b>	<b>\$2,690,316</b>
<b>BOUNDARY COUNTY</b>			113,209	119,351
Bonniers Ferry	1,847,789	1,793,800	142,922	150,615
Moyie Springs	-	-	41,816	38,186
<b>Total</b>	<b>\$1,847,789</b>	<b>\$1,793,800</b>	<b>\$297,947</b>	<b>\$308,152</b>



# Sales & Distributions

Idaho State Liquor Division 2024 Annual Report

	Fiscal Year Ending June 30, 2024	Fiscal Year Ending June 30, 2023	Fiscal Year Ending June 30, 2024	Fiscal Year Ending June 30, 2023
	<b>SALES</b>		<b>DISTRIBUTIONS</b>	
<b>BUTTE COUNTY</b>			26,866	29,886
Arco	428,511	425,515	33,907	37,704
Butte City	-	-	3,542	3,539
Moore	-	-	7,339	7,340
<b>Total</b>	<b>\$428,511</b>	<b>\$425,515</b>	<b>\$71,654</b>	<b>\$78,469</b>
<b>CAMAS COUNTY</b>			11,195	11,195
Fairfield	158,879	161,370	12,858	12,850
<b>Total</b>	<b>\$158,879</b>	<b>\$161,370</b>	<b>\$24,053</b>	<b>\$24,045</b>
<b>CANYON COUNTY</b>			1,625,722	1,632,186
Caldwell	7,984,802	7,982,326	615,303	638,175
Greenleaf	-	-	34,093	35,564
Melba	-	-	24,492	25,384
Middleton	1,959,448	1,940,430	154,597	146,804
Nampa	15,557,325	15,370,706	1,224,671	1,217,700
Notus	-	-	25,985	26,651
Parma	482,549	468,678	37,346	39,366
Wilder	-	-	70,063	72,352
<b>Total</b>	<b>\$25,984,125</b>	<b>\$25,762,141</b>	<b>\$3,812,272</b>	<b>\$3,834,182</b>
<b>CARIBOU COUNTY</b>			45,661	44,824
Bancroft	-	-	13,099	13,238
Grace	62,846	70,427	8,004	8,004
Soda Springs	646,997	652,762	52,021	49,638
<b>Total</b>	<b>\$709,843</b>	<b>\$723,189</b>	<b>\$118,785</b>	<b>\$115,704</b>
<b>CASSIA COUNTY</b>			148,071	150,767
Albion	-	-	10,369	10,573
Burley	2,411,583	2,345,827	186,929	190,253
Declo	-	-	14,977	15,204
Malta	-	-	7,510	7,384
Oakley	-	-	34,775	35,127
<b>Total</b>	<b>\$2,411,583</b>	<b>\$2,345,827</b>	<b>\$402,631</b>	<b>\$409,308</b>
<b>CLARK COUNTY</b>			11,475	11,475
Dubois	-	-	22,401	22,457
Spencer	-	-	1,237	1,267
<b>Total</b>	-	-	<b>\$35,113</b>	<b>\$35,199</b>
<b>CLEARWATER COUNTY</b>			104,642	109,451
Elk River	49,585	48,280	3,848	4,587
Orofino	1,360,297	1,359,992	140,168	143,087
Pierce	111,976	104,346	8,318	9,220
Weippe	154,097	145,286	11,578	11,359
<b>Total</b>	<b>\$1,675,954</b>	<b>\$1,657,903</b>	<b>\$268,554</b>	<b>\$277,704</b>

# Sales & Distributions

Idaho State Liquor Division 2024 Annual Report

17

	Fiscal Year Ending June 30, 2024	Fiscal Year Ending June 30, 2023	Fiscal Year Ending June 30, 2024	Fiscal Year Ending June 30, 2023
	<b>SALES</b>		<b>DISTRIBUTIONS</b>	
<b>CUSTER COUNTY</b>			80,318	83,926
Challis	531,297	552,355	44,010	46,537
Clayton	-	-	384	393
Mackay	159,166	179,635	14,314	15,946
Stanley	538,392	540,671	43,074	43,427
<b>Total</b>	<b>\$1,228,855</b>	<b>\$1,272,661</b>	<b>\$182,100</b>	<b>\$190,229</b>
<b>ELMORE COUNTY</b>			207,275	211,104
Glenns Ferry	310,239	353,235	28,150	29,959
Mountain Home	2,819,545	2,777,671	221,334	224,764
Pine	174,440	142,977	-	-
Prarie	6,967	10,153	-	-
<b>Total</b>	<b>\$3,311,191</b>	<b>\$3,284,036</b>	<b>\$456,759</b>	<b>\$465,827</b>
<b>FRANKLIN COUNTY</b>			65,720	69,630
Clifton	-	-	18,902	18,700
Dayton	-	-	22,700	22,981
Franklin	-	-	46,851	46,399
Oxford	-	-	1,749	1,660
Preston	1,037,115	1,041,091	82,958	87,859
Weston	-	-	22,999	23,112
<b>Total</b>	<b>\$1,037,115</b>	<b>\$1,041,091</b>	<b>\$261,879</b>	<b>\$270,341</b>
<b>FREMONT COUNTY</b>			105,759	103,339
Ashton	278,471	265,433	21,153	23,069
Drummond	-	-	640	612
Island Park	578,959	640,012	50,989	47,569
Newdale	-	-	14,209	14,462
Parker	-	-	12,843	13,151
St. Anthony	767,601	770,120	61,369	59,762
Teton	-	-	35,501	35,215
Warm River	-	-	78	78
<b>Total</b>	<b>\$1,625,031</b>	<b>\$1,675,564</b>	<b>\$302,541</b>	<b>\$297,257</b>
<b>GEM COUNTY</b>			128,021	129,176
Emmett	1,937,367	1,966,826	156,718	156,783
Montour	77,709	61,558	-	-
<b>Total</b>	<b>\$2,015,076</b>	<b>\$2,028,384</b>	<b>\$284,739</b>	<b>\$285,959</b>
<b>GOODING COUNTY</b>			97,833	104,512
Bliss	115,327	114,977	9,161	9,430
Gooding	647,125	655,720	52,255	55,792
Hagerman	390,880	403,411	32,142	35,986
Wendell	386,211	375,842	29,950	30,677
<b>Total</b>	<b>\$1,539,543</b>	<b>\$1,549,950</b>	<b>\$221,341</b>	<b>\$236,397</b>

# Sales & Distributions

Idaho State Liquor Division 2024 Annual Report

	Fiscal Year Ending June 30, 2024	Fiscal Year Ending June 30, 2023	Fiscal Year Ending June 30, 2024	Fiscal Year Ending June 30, 2023
	<b>SALES</b>		<b>DISTRIBUTIONS</b>	
IDAHO COUNTY			125,194	131,617
Cottonwood	162,536	162,595	12,958	14,103
Elk City	107,843	100,393	-	-
Ferdinand	-	-	5,974	5,942
Grangeville	823,733	824,885	65,735	68,401
Kooskia	354,628	351,760	28,028	28,777
Riggins	452,168	424,458	33,819	35,582
Stites	-	-	7,808	7,733
Whitebird	112,535	119,391	3,712	3,845
<b>Total</b>	<b>\$2,013,443</b>	<b>\$1,983,483</b>	<b>\$283,228</b>	<b>\$296,000</b>
JEFFERSON COUNTY			74,492	73,834
Hamer	-	-	806	3,845
Lewisville	-	-	18,348	18,612
Menan	-	-	31,149	31,588
Mud Lake	-	-	14,636	14,418
Rigby	1,216,017	1,179,880	94,017	93,147
Ririe (See Bonneville Co.)	-	-	-	-
Roberts	-	-	23,980	23,549
<b>Total</b>	<b>\$1,216,017</b>	<b>\$1,179,880</b>	<b>\$257,428</b>	<b>\$258,993</b>
JEROME COUNTY			134,010	128,117
Eden	-	-	16,982	17,345
Hazelton	165,464	165,579	13,193	13,674
Jerome	2,033,050	1,957,860	155,999	148,012
<b>Total</b>	<b>\$2,198,514</b>	<b>\$2,123,440</b>	<b>\$320,184</b>	<b>\$307,148</b>
KOOTENAI COUNTY			3,359,077	3,469,593
Athol	1,851,830	1,821,889	145,148	140,312
Coeur d'Alene	17,244,294	17,545,992	1,397,917	1,423,400
Dalton Gardens	-	-	108,081	111,673
Fernan Lake	-	-	7,040	7,296
Garwood	216,335	224,219	-	-
Harrison	220,825	237,071	18,888	20,061
Hauser	-	-	35,757	33,642
Hayden	7,552,525	7,312,884	582,609	594,438
Hayden Lake	-	-	28,460	28,923
Huetter	-	-	4,352	4,369
Post Falls	9,427,527	9,279,355	739,283	743,559
Rathdrum	2,875,365	2,811,716	224,007	237,638
Spirit Lake	1,062,167	1,032,543	82,263	93,051
State Line	11,683,849	11,795,647	939,737	1,002,012
Worley	1,120,649	1,173,865	93,520	101,766
<b>Total</b>	<b>\$53,254,454</b>	<b>\$53,235,181</b>	<b>\$7,766,139</b>	<b>\$8,011,733</b>

# Sales & Distributions

Idaho State Liquor Division 2024 Annual Report

	Fiscal Year Ending June 30, 2024	Fiscal Year Ending June 30, 2023	Fiscal Year Ending June 30, 2024	Fiscal Year Ending June 30, 2023
	<b>SALES</b>		<b>DISTRIBUTIONS</b>	
LATAH COUNTY			507,408	535,879
Bovill	-	-	8,321	8,389
Deary	195,778	192,800	15,362	16,172
Genesee	106,422	109,242	8,706	8,882
Juliaetta	-	-	27,052	27,613
Kendrick	312,812	309,041	24,622	22,024
Moscow	6,660,569	6,783,479	540,488	581,712
Onaway	-	-	8,961	8,826
Potlatch	332,552	315,487	25,138	19,577
Troy	408,786	330,417	26,327	27,945
<b>Total</b>	<b>\$8,016,919</b>	<b>\$8,040,466</b>	<b>\$1,192,385</b>	<b>\$1,257,019</b>
LEMHI COUNTY			113,017	115,195
Leadore	31,254	32,126	2,560	3,626
North Fork	62,403	62,856	-	-
Salmon	1,643,606	1,695,759	135,115	136,364
<b>Total</b>	<b>\$1,737,263</b>	<b>\$1,790,741</b>	<b>\$250,692</b>	<b>\$255,185</b>
LEWIS COUNTY			58,453	58,354
Craigmont	62,393	75,891	6,049	6,451
Kamiah	668,237	659,511	52,548	54,294
Nez Perce	107,489	108,349	8,634	9,485
Reubens	-	-	1,920	2,053
Winchester	97,100	82,327	6,560	3,405
<b>Total</b>	<b>\$935,219</b>	<b>\$926,078</b>	<b>\$134,164</b>	<b>\$134,042</b>
LINCOLN COUNTY			24,663	23,657
Dietrich	-	-	12,545	12,801
Richfield	-	-	18,902	19,311
Shoshone	409,396	390,600	31,124	29,841
<b>Total</b>	<b>\$409,396</b>	<b>\$390,600</b>	<b>\$87,234</b>	<b>\$85,610</b>
MADISON COUNTY			55,299	55,299
Rexburg	802,935	800,980	74,914	74,914
Sugar City	-	-	99,760	114,295
<b>Total</b>	<b>\$802,935</b>	<b>\$800,980</b>	<b>\$229,973</b>	<b>\$244,508</b>
MINIDOKA COUNTY			86,598	86,898
Acequia	-	-	5,632	5,811
Burley (See Cassia Co.)	-	-	-	-
Heyburn	-	-	155,317	161,306
Minidoka	-	-	3,712	3,888
Paul	322,325	302,681	24,119	22,218
Rupert	1,112,942	1,068,879	85,183	87,416
<b>Total</b>	<b>\$1,435,267</b>	<b>\$1,371,560</b>	<b>\$360,561</b>	<b>\$367,537</b>



# Sales & Distributions

Idaho State Liquor Division 2024 Annual Report

20

	Fiscal Year Ending June 30, 2024	Fiscal Year Ending June 30, 2023	Fiscal Year Ending June 30, 2024	Fiscal Year Ending June 30, 2023
	<b>SALES</b>		<b>DISTRIBUTIONS</b>	
NEZ PERCE COUNTY			552,711	582,664
Culdesac	-	-	18,006	18,263
Lapwai	-	-	51,118	51,773
Lewiston	8,247,690	8,758,331	697,851	735,366
Peck	-	-	7,296	7,340
<b>Total</b>	<b>\$8,247,690</b>	<b>\$8,758,331</b>	<b>\$1,326,982</b>	<b>\$1,395,406</b>
ONEIDA COUNTY			44,052	44,329
Malad	686,513	697,890	55,608	55,934
<b>Total</b>	<b>\$686,513</b>	<b>\$697,890</b>	<b>\$99,660</b>	<b>\$100,263</b>
OWYHEE COUNTY			88,554	91,745
Bruneau	63,140	56,992	-	-
Grand View	146,866	142,637	11,366	12,014
Homedale	640,041	685,757	54,643	57,387
Marsing	535,817	517,627	41,243	41,598
<b>Total</b>	<b>\$1,385,864</b>	<b>\$1,403,012</b>	<b>\$195,806</b>	<b>\$202,744</b>
PAYETTE COUNTY			287,676	281,979
Fruitland	544,615	535,273	42,650	44,348
New Plymouth	2,275,394	2,187,341	174,284	177,627
Payette	-	-	171,835	175,900
<b>Total</b>	<b>\$2,820,009</b>	<b>\$2,722,614</b>	<b>\$676,445</b>	<b>\$679,854</b>
POWER COUNTY			31,168	32,371
American Falls	486,691	493,596	39,340	40,840
Rockland	-	-	10,838	10,529
<b>Total</b>	<b>\$486,691</b>	<b>\$493,596</b>	<b>\$81,346</b>	<b>\$83,740</b>
SHOSHONE COUNTY			190,291	196,257
Avery	44,187	44,541	-	-
Kellogg	1,868,492	1,853,314	147,664	154,294
Mullan	-	-	28,972	29,098
Osburn	-	-	71,002	70,997
Pinehurst	598,958	616,519	49,126	49,585
Smelterville	-	-	30,124	30,190
Wallace	474,146	500,602	39,889	40,144
Wardner	-	-	8,662	8,651
<b>Total</b>	<b>\$2,985,783</b>	<b>\$3,014,976</b>	<b>\$565,730</b>	<b>\$579,216</b>
TETON COUNTY			194,975	212,998
Driggs	1,744,352	1,696,114	135,131	142,046
Teton Distillery	125,726	134,627	-	-
Tetonia	-	-	12,843	13,588
Victor	1,266,971	1,259,074	100,309	112,287
<b>Total</b>	<b>\$3,137,049</b>	<b>\$3,089,815</b>	<b>\$443,258</b>	<b>\$480,919</b>

# Sales & Distributions

Idaho State Liquor Division 2024 Annual Report

	Fiscal Year Ending June 30, 2024	Fiscal Year Ending June 30, 2023	Fiscal Year Ending June 30, 2024	Fiscal Year Ending June 30, 2023
	<b>SALES</b>		<b>DISTRIBUTIONS</b>	
<b>TWIN FALLS COUNTY</b>			823,801	850,747
Buhl	663,824	691,078	55,066	58,366
Castleford	81,159	95,212	7,586	7,708
Filer	387,763	383,160	30,529	29,809
Hansen	-	-	46,808	48,278
Hollister	50,506	53,881	4,293	4,733
Kimberly	453,111	456,535	36,377	40,312
Murtaugh	-	-	5,163	5,330
Twin Falls	11,204,433	11,375,060	906,301	932,808
<b>Total</b>	<b>\$12,840,797</b>	<b>\$13,054,927</b>	<b>\$1,915,924</b>	<b>\$1,978,091</b>
<b>VALLEY COUNTY</b>			387,425	386,093
Cascade	770,742	773,437	61,622	61,680
Donnelly	886,121	804,485	64,092	55,611
Lake Fork	118,867	117,927	-	-
McCall	4,260,432	4,430,703	352,994	358,106
Yellow Pine	12,548	13,242	-	-
<b>Total</b>	<b>\$6,048,709</b>	<b>\$6,139,794</b>	<b>\$866,133</b>	<b>\$861,490</b>
<b>WASHINGTON COUNTY</b>			88,760	89,032
Cambridge	157,863	170,048	13,550	14,488
Midvale	71,377	81,106	6,463	8,913
Weiser	1,149,876	1,155,084	252,261	253,843
<b>Total</b>	<b>\$1,379,116</b>	<b>\$1,406,237</b>	<b>\$361,034</b>	<b>\$366,276</b>
	<b>\$319,165,213</b>	<b>\$319,852,301</b>	<b>\$47,698,567</b>	<b>\$48,849,500</b>



# Top 10 Selling Products 2024

Idaho State Liquor Division 2024 Annual Report

#1

*Tito's*  *Handmade*  
VODKA

\$16,046,400

#2

PENDLETON<sup>®</sup>  
WHISKY

\$8,803,400

#3

FIREBALL  
CINNAMON WHISKY

\$7,213,700

#4

  
Crown Royal

\$6,593,100

#5

JACK DANIEL'S

\$6,176,100

#6

JAMESON<sup>®</sup>  
IRISH WHISKEY

\$5,658,300

#7

SMIRNOFF<sup>®</sup>

\$4,561,500

#8

PLATINUM

\$4,207,300

#9

Captain Morgan

\$4,143,100

#10

BLACK  
VELVET<sup>®</sup>

\$3,830,500