



IDAHO STATE  
LIQUOR  
DIVISION

ANNUAL REPORT



———— 2025 ————

**\$114 Million** Given Back to Idaho This Year

# Mission Statements

Idaho State Liquor Division 2025 Annual Report

## Who We Are:

The Idaho State Liquor Division provides safe and convenient liquor access, promotes responsible enjoyment, and generates essential revenue for Idaho. Every dollar earned goes back to our communities, which lowers taxes and provides funding for vital services like education, infrastructure, and safety initiatives.

## Our Vision:

The vision of the Idaho State Liquor Division is to be the most respected and highest performing purveyor of distilled spirits in the U.S.A.

## Our Mission:

The mission of the Idaho State Liquor Division is to provide control over the importation, distribution, sale, and consumption of distilled spirits; curtail intemperate use of beverage alcohol; and responsibly optimize the net revenues to the citizens of Idaho.

*LET'S  
SHARE  
THE  
SPIRIT*

# Table of Contents

Idaho State Liquor Division 2025 Annual Report

## Contents

Vision & Mission	1
Locations	3
Financial Results	4
Educational Mini Grants	5
Profit Distributions	6
Advantages of the Idaho Model	7
The Three-Tier System	8
Five Year Comparisons	9
Income Statement	11
Balance Sheet	12
Changes in Equity	13
Operating Expenses	14
Local Sales & Distributions	15
Top 10 Selling Products	23



# Financial Results

Idaho State Liquor Division 2025 Annual Report

Fiscal Year	2021	2022	2023	2024	2025	2026 (Est.)
<b>State Stores</b>	67	67	67	68	68	68
<b>Contract Stores</b>	103	105	107	106	108	109
<b>9-Liter Case Sales*</b>	1,463	1,441	1,429	1,392	1,360	1,335
Change vs. prior	8.5%	-1.5%	-0.8%	-2.6%	-2.0%	-1.8%
<b>Sales Dollars*</b>	\$297,100	\$305,600	\$319,900	\$319,200	\$316,500	\$314,800
Change vs. prior	14.9%	2.9%	4.7%	-0.2%	-0.8%	-0.5%
<b>Gross Profit*</b>	\$143,700	\$146,400	\$153,900	\$152,500	\$151,400	\$151,800
Change vs. prior	13.4%	1.9%	5.1%	-0.9%	-0.7%	0.3%
<b>Net Income*</b>	\$114,100	\$114,200	\$119,700	\$116,600	\$113,000	\$113,200
Change vs. prior	16.2%	0.1%	4.8%	-2.6%	-3.1%	0.2%
<b>Distributions to Idaho*</b>	\$114,500	\$115,600	\$121,000	\$118,300	\$114,600	\$115,100
Change vs. prior	20.0%	1.0%	4.7%	-2.2%	-3.1%	0.4%

\*All Figures in Thousands

# 2024-2025 ISLD Educational Mini Grant Awards

Idaho State Liquor Division 2025 Annual Report

5

Each year, the Idaho State Liquor Division (ISLD) goes beyond overseeing retail operations to support broader community efforts aimed at reducing underage drinking and alcohol misuse. Through a \$60,000 annual education award from the National Alcohol Beverage Control Association (NABCA), ISLD administers an Educational Mini Grant Program that empowers schools, nonprofits, law enforcement agencies, and community organizations in their prevention and education efforts.

ISLD proudly partnered with the following organizations to support innovative, local programs that make a meaningful impact across Idaho:

**Upriver Youth Leadership Council** – Virtual Reality (VR) Alcohol Awareness Program

**Salmon Substance Abuse Prevention Coalition** – “Every 30 Minutes” Underage Drinking Project and Media Campaign

**Boise Police Department** – SureScan ID authentication renewal and BrAC measurement devices

**Insight Matters, Inc.** – Parent Prevention Resource Packet

**Canyon Springs Alternative School** – Alcohol Awareness Campaign

**Boise State University** – Wellness Services Alcohol Use Screening Days

**Idaho Drug Free Youth** – 2024 Idaho Youth Summit (IYS)

**City of Caldwell** – “Say No to Underage Drinking” Campaign

**Kootenai County Substance Abuse Council** – My Choice program and Lunch & Learn sessions

**Idaho State Police** – Education and Enforcement Efforts through ISP/ABC

**Idaho Office of Drug Policy** – Sticker Shock Campaign

**Idaho Department of Education** – Idaho Prevention and Support Conference

By investing in these projects, ISLD is helping to foster safer communities and promote responsible choices through education, awareness, and engagement. Together with our partners, we're making a difference—one ID check, one conversation, and one initiative at a time.

# 2025 Profit Distributions

Idaho State Liquor Division 2025 Annual Report

 **Courts**  
13.4% - \$15,292,500

 **Counties**  
17.1% - \$19,540,700

 **Education**  
1.7% - \$1,850,000

 **Cities**  
23.2% - \$26,597,000

 **Welfare**  
3.0% - \$3,606,500

 **General Fund**  
41.6% - \$47,703,200



**Over  
\$114 Million  
Given Back  
to Idaho**

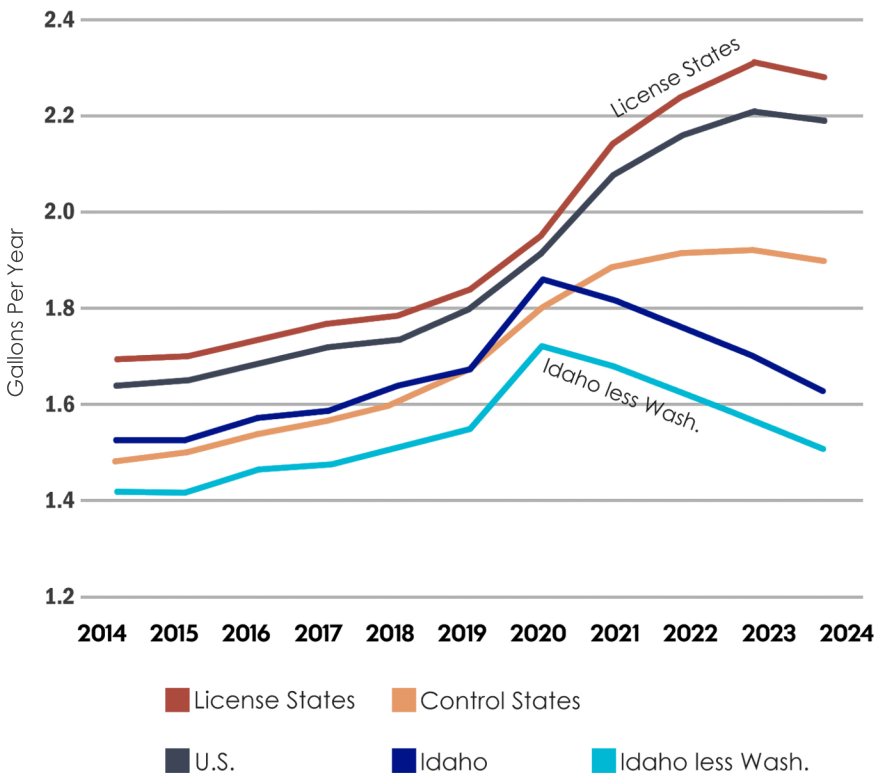
Fiscal Year 2025

**\$1.0 BILLION** Distributed in Past 10 Years  
**\$1.2 BILLION** Distributed in Next 10 Years

# Advantages of the Idaho Model

Idaho State Liquor Division 2025 Annual Report

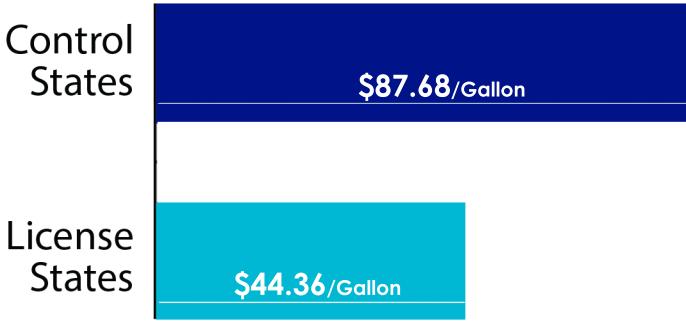
**Distilled spirit consumption in Idaho is 28% LESS per capita than in license states**



**Idaho consumption metrics** are affected by significant cross-border sales from Washington State consumers seeking better value in Idaho. The ISLD estimates that non-resident consumption adds approximately 8% to ISLD sales and related consumption statistics. We expect our consumption metrics to continue to be impacted in a significant manner by Washington State consumers for the foreseeable future. Consumption in Idaho was 1.63 gallons in calendar year 2024 compared with 1.90 gallons for all control states and 2.28 gallons in license states. Consumption in license states is 20% more than in all control states and 51% more than in Idaho, when we factor out the estimated impact of cross-border sales to Washington residents.

## Revenue Per Gallon from Sales of Spirits

Control jurisdictions generate 80% MORE revenue per gallon on the products controlled than do license states



Source: DISCUS

## Doing Our Part

For the past 12 years, through a partnership with the National Alcohol Beverage Control Association (NABCA), the ISLD has created a mini-grant program to aid in the implementation of educational and prevention initiatives aimed at the prevention of underage and abusive drinking in our communities. Over \$500,000 has been gifted to Idaho organizations.

# The Three-Tier System Explained

Idaho State Liquor Division 2025 Annual Report

The **21st Amendment** to the Constitution of the United States ended Prohibition. States were granted the authority to regulate beverage alcohol. The Three-Tier System provides for safe alcohol to the consumer and simple collection of tax revenue.

MANUFACTURERS  
Distilleries, Wineries, Breweries



WHOLESALEERS  
Sell to Retailers



RETAILERS  
Sell On + Off Premise



## Benefits of the Three-Tier System

---

**Regulatory** - Each tier becomes responsible for ensuring that the laws and regulations set forward by the government are executed

**Public Health** - The Three-Tier System stops large companies from increasing alcohol sales through aggressive practices.

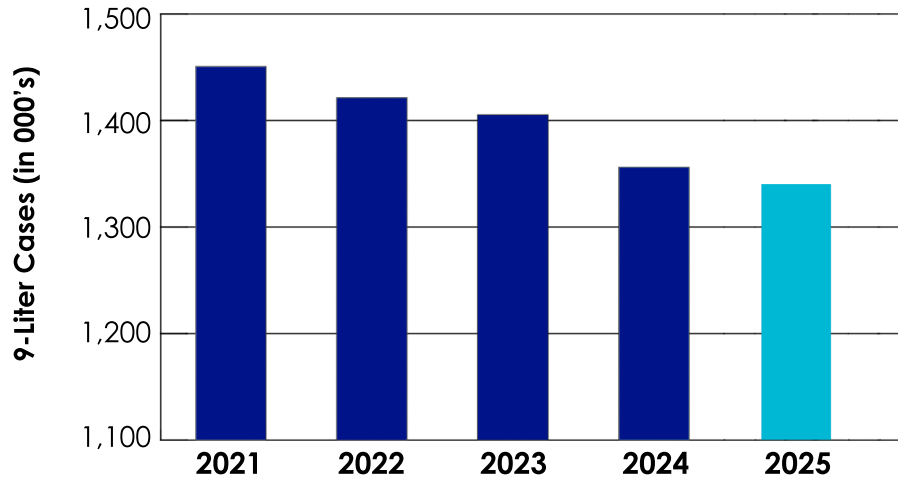
**Economic** - The tax money provided by the system goes to education, infrastructure, and other areas that benefit all citizens.

**Commercial** - Rather than be dwarfed by larger competitors, smaller manufactures receive greater opportunities.

# 5-Year Comparisons

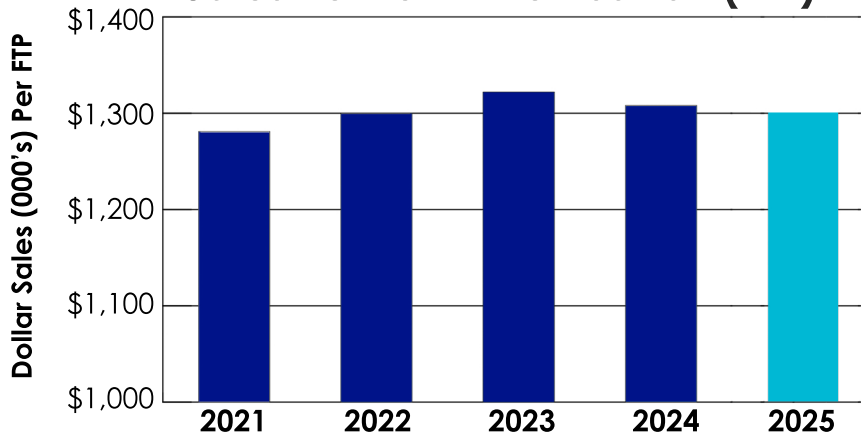
Idaho State Liquor Division 2025 Annual Report

## 9-Liter Case Sales



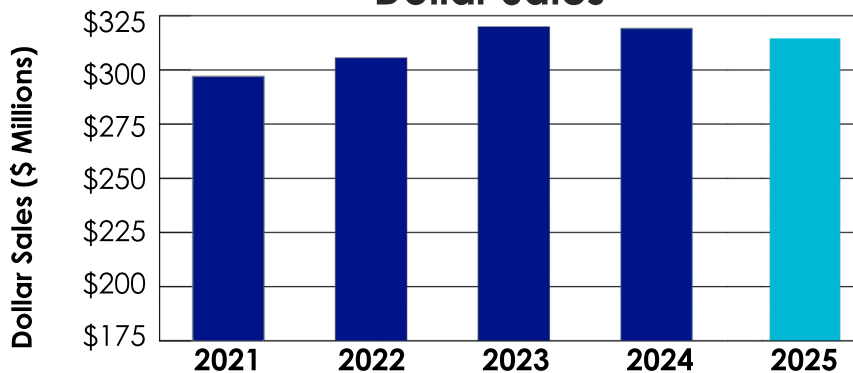
9-Liter case sales decreased 7% from 1,463,000 in 2021 to 1,360,000 in 2025

## Sales Per Full-Time Position (FTP)



The average dollar sales per FTP was \$1,302,000 in 2025, up from \$1,281,000 in 2021

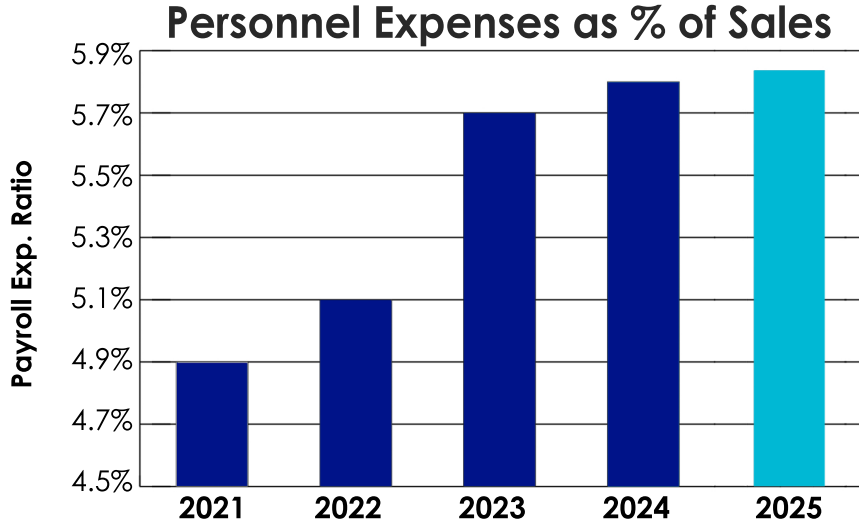
## Dollar Sales



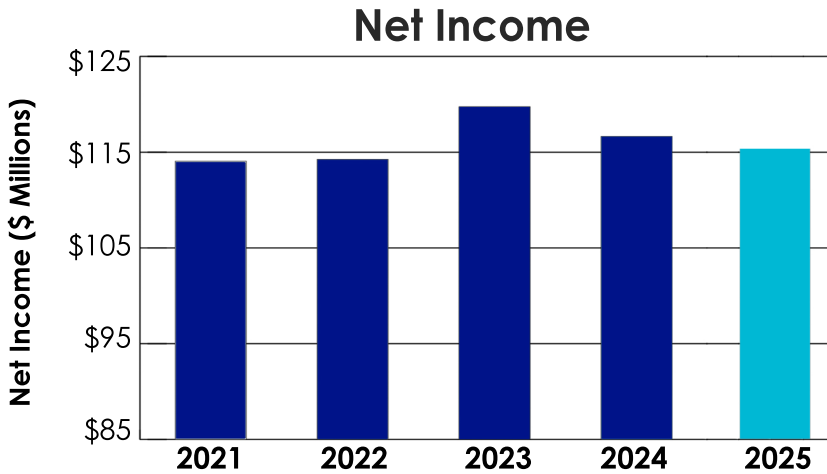
Dollar sales increased 6.5% from \$297 million in 2021 to \$316 million in 2025

# 5-Year Comparisons

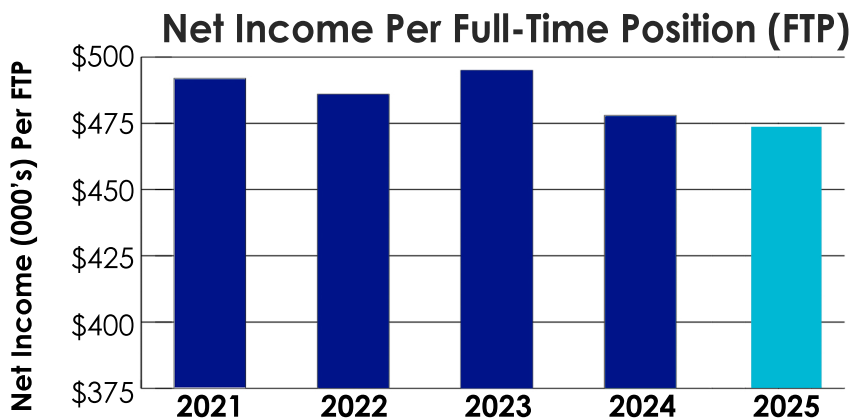
Idaho State Liquor Division 2025 Annual Report



The ratio of employee compensation to sales dollars increased from 4.9% in 2021 to 5.9% in 2025



Net income decreased 0.9% from \$114 million in 2021 to \$113 million in 2025



Net income per employee was \$465,000 in 2025, down from \$492,000 in 2021

# Income Statement

Idaho State Liquor Division 2025 Annual Report

11

	Fiscal Year Ending June 30, 2025	Fiscal Year Ending June 30, 2024
<b>Sales:</b>		
Retail Sales	259,127,400	261,119,500
Licensee Sales	53,589,900	54,216,900
Non-Liquor/Other Sales	3,735,600	3,828,700
<b>Total Sales</b>	<b>\$316,452,900</b>	<b>\$319,165,100</b>
<b>Cost of Sales</b>		
COGS	161,645,800	162,666,000
Freight	4,539,800	4,007,600
<b>Total Cost of Sales</b>	<b>\$166,185,600</b>	<b>\$166,673,600</b>
<b>Gross Profit</b>	<b>\$150,267,300</b>	<b>\$152,491,500</b>
Payroll Expense	18,632,700	18,569,000
Operating Expense	19,706,600	18,412,200
<b>Operating Income</b>	<b>\$111,928,000</b>	<b>\$115,510,300</b>
Other Income / Expense	1,108,800	1,128,300
<b>Net Income</b>	<b>\$113,036,800</b>	<b>\$116,638,600</b>

# Balance Sheet

Idaho State Liquor Division 2025 Annual Report

12

	Fiscal Year Ending June 30, 2025	Fiscal Year Ending June 30, 2024
<b>Assets:</b>		
Cash	20,967,800	18,274,600
Accounts Receivable	190,200	64,700
Inventory	25,997,400	26,002,300
Prepaid Expenses	1,109,100	1,018,300
Land	297,900	297,900
Building	10,740,800	10,740,800
Other Fixed Assets	7,860,100	7,549,500
Accumulated Depreciation	(12,245,900)	(11,699,000)
Accumulated Amortization	(12,680,300)	(8,572,100)
<b>Total Assets</b>	<b>\$70,544,100</b>	<b>\$68,243,100</b>
<b>Liabilities &amp; Equity:</b>		
Liquor Accounts Payable	18,088,300	15,897,900
Payroll Payable	1,239,500	1,136,700
Other Accounts Payable	664,800	474,700
Distributions Payable	18,089,300	16,331,100
Long-Term Lease Liability	11,366,100	11,936,700
<b>Total Liabilities</b>	<b>\$53,688,400</b>	<b>\$49,834,400</b>
<b>Unrestricted Fund Equity</b>	<b>\$16,855,700</b>	<b>\$18,408,700</b>
<b>Total Liabilities &amp; Equity</b>	<b>\$70,544,100</b>	<b>\$68,243,100</b>

# Statement of Changes in Fund Equity

Idaho State Liquor Division 2025 Annual Report

	Fiscal Year Ending June 30, 2025	Fiscal Year Ending June 30, 2024
<b>Beginning Fund Equity</b>	<b>\$18,408,800</b>	<b>\$20,086,600</b>
<b>Additions:</b>		
Net Income	113,036,800	116,638,600
<b>Total Additions</b>	<b>\$113,036,800</b>	<b>\$116,638,600</b>
<b>Distributions:</b>		
Cities	(26,597,200)	(27,496,400)
Counties	(19,540,800)	(20,201,400)
Magistrate Court	(8,142,000)	(8,417,300)
General Fund	(47,702,600)	(49,510,000)
Peace Officers Standards Training	(726,400)	(754,000)
Cooperative Welfare Fund	(650,000)	(650,000)
Substance Abuse Treatment Fund	(2,080,000)	(2,080,000)
Public Schools	(1,200,000)	(1,200,000)
Community Colleges	(800,000)	(800,000)
Court Services	(7,010,900)	(6,767,400)
Court Supervision Fund	(440,000)	(440,000)
<b>Total Distributions</b>	<b>(\$114,589,900)</b>	<b>(\$118,316,500)</b>
<b>Unrestricted Fund Equity at End of Year</b>	<b>\$16,855,700</b>	<b>\$18,408,700</b>

# Operating Expenses

Idaho State Liquor Division 2025 Annual Report

	Fiscal Year Ending June 30, 2025	Fiscal Year Ending June 30, 2024
Salaries	10,413,300	9,328,600
Temp Labor	1,895,500	2,962,200
Overtime	519,900	462,800
Benefits	5,804,000	5,815,400
<b>Total Payroll</b>	<b>\$18,632,700</b>	<b>\$18,569,000</b>
Rental Expense	5,373,300	5,086,200
Special Distributor Commissions	5,826,200	5,493,700
Selling Expenses	3,497,900	3,888,700
Utilities	553,900	578,900
Store Furnishings & Supplies	553,600	471,400
Leasehold Repairs & Maintenance	1,322,000	820,300
Communications	287,300	437,000
Services	244,700	262,100
Government Agency Fees	766,900	222,600
Miscellaneous	413,700	319,800
Travel	86,300	110,600
Insurance	80,200	65,500
Education & Development	24,900	35,000
Depreciation	675,700	620,400
<b>Total OPEX</b>	<b>\$19,706,600</b>	<b>\$18,412,200</b>
<b>Total Payroll &amp; OPEX</b>	<b>\$38,339,300</b>	<b>\$36,981,200</b>

# Sales & Distributions

Idaho State Liquor Division 2025 Annual Report

	Fiscal Year Ending June 30, 2025	Fiscal Year Ending June 30, 2024	Fiscal Year Ending June 30, 2025	Fiscal Year Ending June 30, 2024
	<b>SALES</b>		<b>DISTRIBUTIONS</b>	
ADA COUNTY			6,329,348	6,522,215
Boise	60,468,168	61,114,937	4,421,830	4,655,696
Eagle	7,833,760	8,108,664	626,433	642,667
Garden City	2,998,855	2,872,720	221,946	230,950
Hilltop	150,149	193,624	-	-
Kuna	4,021,464	4,002,503	309,216	308,874
Meridian	23,818,355	24,705,313	1,908,602	1,947,594
Star	4,100,307	2,489,702	192,339	123,512
<b>Total</b>	<b>\$103,391,059</b>	<b>\$103,487,462</b>	<b>\$14,009,714</b>	<b>\$14,431,508</b>
ADAMS COUNTY			49,361	48,985
Council	375,297	371,636	28,717	28,508
New Meadows	414,737	435,172	33,622	33,328
<b>Total</b>	<b>\$790,033</b>	<b>\$806,808</b>	<b>\$111,700</b>	<b>\$110,821</b>
BANNOCK COUNTY			721,212	756,819
Arimo	-	-	14,369	14,977
Chubbuck	2,894,928	2,806,240	216,821	214,710
Downey	29,710	39,802	22,966	3,563
Inkom	-	-	33,733	35,159
Lava Hot Springs	332,877	356,235	27,523	44,840
McCammon	-	-	33,569	34,989
Pocatello	8,300,247	8,587,634	663,630	692,452
<b>Total</b>	<b>\$11,557,761</b>	<b>\$11,789,910</b>	<b>\$1,733,823</b>	<b>\$1,797,509</b>
BEAR LAKE COUNTY			59,417	58,764
Bloomington	-	-	8,597	8,961
Fish Haven	455,712	474,765	-	-
Georgetown	-	-	21,165	22,060
Montpelier	501,136	496,305	38,357	38,538
Paris	-	-	22,680	23,639
St. Charles	-	-	7,369	7,680
<b>Total</b>	<b>\$956,849</b>	<b>\$971,071</b>	<b>\$157,585</b>	<b>\$159,642</b>
BENEWAH COUNTY			109,850	120,901
Fernwood	145,749	158,586	-	-
Plummer	446,765	368,823	28,497	33,353
St. Maries	1,229,299	1,268,290	97,998	106,358
Tensed	-	-	3,807	3,968
<b>Total</b>	<b>\$1,821,813</b>	<b>\$1,795,700</b>	<b>\$240,152</b>	<b>\$264,580</b>
BINGHAM COUNTY			194,605	202,682
Aberdeen	-	-	74,999	78,170
Atomic City	-	-	-	-
Basalt	-	-	15,147	15,788
Blackfoot	2,515,531	2,585,481	199,803	207,343
Firth	-	-	22,066	22,999
Shelley	579,847	594,814	45,975	48,519
<b>Total</b>	<b>\$3,095,378</b>	<b>\$3,180,295</b>	<b>\$552,595</b>	<b>\$575,501</b>

# Sales & Distributions

Idaho State Liquor Division 2025 Annual Report

	Fiscal Year Ending June 30, 2025	Fiscal Year Ending June 30, 2024	Fiscal Year Ending June 30, 2025	Fiscal Year Ending June 30, 2024
	<b>SALES</b>		<b>DISTRIBUTIONS</b>	
<b>BLAINE COUNTY</b>			557,566	611,061
Bellevue	876,721	903,570	69,809	68,975
Carey	84,581	100,390	7,755	7,542
Hailey	3,741,406	3,782,935	292,256	323,090
Ketchum	4,374,681	4,329,571	334,489	371,915
Sun Valley	-	-	73,197	76,292
<b>Total</b>	<b>\$9,077,388</b>	<b>\$9,116,466</b>	<b>\$1,335,072</b>	<b>\$1,458,875</b>
<b>BOISE COUNTY</b>			94,039	93,216
Crouch	566,882	577,820	44,639	45,962
Horseshoe Bend	531,354	509,067	39,333	38,878
Idaho City	419,965	401,054	30,985	29,279
Lowman	36,283	49,448	-	-
Placerville	-	-	1,965	2,048
<b>Total</b>	<b>\$1,554,483</b>	<b>\$1,537,389</b>	<b>\$210,961</b>	<b>\$209,383</b>
<b>BONNER COUNTY</b>			795,109	814,031
Clark Fork	642,510	646,042	49,913	51,728
Coolin	163,611	171,765	-	-
Dover	-	-	40,938	42,669
East Hope	-	-	9,989	10,411
Hope	-	-	4,299	4,480
Kootenai	-	-	42,453	44,248
Oldtown	2,034,646	2,124,705	164,144	164,752
Ponderay	3,425,080	3,398,497	262,550	267,091
Priest River	1,875,013	1,760,633	136,030	133,416
Sandpoint	4,261,537	4,294,463	331,794	345,655
Schweitzer	26,700	20,175	-	-
Tamrak	523,143	583,775	-	-
<b>Total</b>	<b>\$12,952,240</b>	<b>\$13,000,057</b>	<b>\$1,837,219</b>	<b>\$1,878,481</b>
<b>BONNEVILLE COUNTY</b>			1,068,466	1,089,187
Ammon	2,984,294	3,178,311	245,558	247,639
Idaho Falls	13,938,468	13,808,551	1,066,954	1,089,829
Iona	-	-	123,674	128,903
Irwin	212,798	238,374	18,416	18,340
Ririe	255,826	242,761	18,759	19,393
Swan Valley	-	-	11,504	11,990
Ucon	-	-	50,190	52,312
<b>Total</b>	<b>\$17,391,385</b>	<b>\$17,467,998</b>	<b>\$2,603,521</b>	<b>\$2,657,593</b>
<b>BOUNDARY COUNTY</b>			113,033	113,209
Bonnars Ferry	1,847,724	1,847,789	142,765	142,922
Moyie Springs	-	-	40,119	41,816
<b>Total</b>	<b>\$1,847,724</b>	<b>\$1,847,789</b>	<b>\$295,917</b>	<b>\$297,947</b>

# Sales & Distributions

Idaho State Liquor Division 2025 Annual Report

	Fiscal Year Ending June 30, 2025	Fiscal Year Ending June 30, 2024	Fiscal Year Ending June 30, 2025	Fiscal Year Ending June 30, 2024
	<b>SALES</b>		<b>DISTRIBUTIONS</b>	
<b>BUTTE COUNTY</b>			26,226	26,866
Arco	446,988	428,511	33,112	33,907
Butte City	-	-	3,398	3,542
Moore	-	-	7,041	7,339
<b>Total</b>	<b>\$446,988</b>	<b>\$428,511</b>	<b>\$69,777</b>	<b>\$71,654</b>
<b>CAMAS COUNTY</b>			11,195	11,195
Fairfield	155,526	158,879	12,277	12,858
<b>Total</b>	<b>\$155,526</b>	<b>\$158,879</b>	<b>\$23,472</b>	<b>\$24,053</b>
<b>CANYON COUNTY</b>			1,589,319	1,625,722
Caldwell	8,334,341	7,984,802	590,581	615,303
Greenleaf	-	-	32,709	34,093
Melba	-	-	23,498	24,492
Middleton	1,895,598	1,959,448	151,383	154,597
Nampa	15,403,278	15,557,325	1,202,005	1,224,671
Notus	-	-	24,931	25,985
Parma	495,634	482,549	37,288	37,346
Wilder	-	-	67,220	70,063
<b>Total</b>	<b>\$26,128,851</b>	<b>\$25,984,125</b>	<b>\$3,718,934</b>	<b>\$3,812,272</b>
<b>CARIBOU COUNTY</b>			43,445	45,661
Bancroft	-	-	12,568	13,099
Grace	79,717	62,846	8,004	8,004
Soda Springs	584,955	646,997	50,003	52,021
<b>Total</b>	<b>\$664,672</b>	<b>\$709,843</b>	<b>\$114,020</b>	<b>\$118,785</b>
<b>CASSIA COUNTY</b>			147,548	148,071
Albion	-	-	9,948	10,369
Burley	2,290,576	2,411,583	186,355	186,929
Declo	-	-	14,369	14,977
Malta	-	-	7,205	7,510
Oakley	-	-	33,365	34,775
<b>Total</b>	<b>\$2,290,576</b>	<b>\$2,411,583</b>	<b>\$398,790</b>	<b>\$402,631</b>
<b>CLARK COUNTY</b>			11,475	11,475
Dubois	-	-	21,492	22,401
Spencer	-	-	1,187	1,237
<b>Total</b>	-	-	<b>\$34,154</b>	<b>\$35,113</b>
<b>CLEARWATER COUNTY</b>			102,533	104,642
Elk River	33,571	49,585	3,832	3,848
Orofino	1,331,140	1,360,297	134,482	140,168
Pierce	108,875	111,976	8,657	8,318
Weippe	149,034	154,097	11,909	11,578
<b>Total</b>	<b>\$1,622,621</b>	<b>\$1,675,954</b>	<b>\$261,413</b>	<b>\$268,554</b>

# Sales & Distributions

Idaho State Liquor Division 2025 Annual Report

	Fiscal Year Ending June 30, 2025	Fiscal Year Ending June 30, 2024	Fiscal Year Ending June 30, 2025	Fiscal Year Ending June 30, 2024
	<b>SALES</b>		<b>DISTRIBUTIONS</b>	
<b>CUSTER COUNTY</b>			75,172	80,318
Challis	518,495	531,297	41,051	44,010
Clayton	-	-	368	384
Mackay	152,607	159,166	12,300	14,314
Stanley	423,565	538,392	41,593	43,074
<b>Total</b>	<b>\$1,094,667</b>	<b>\$1,228,855</b>	<b>\$170,484</b>	<b>\$182,100</b>
<b>ELMORE COUNTY</b>			202,570	207,275
Glenns Ferry	303,836	310,239	23,977	28,150
Mountain Home	2,852,960	2,819,545	217,873	221,334
Pine	170,981	174,440	-	-
Prarie	5,029	6,967	-	-
<b>Total</b>	<b>\$3,332,807</b>	<b>\$3,311,191</b>	<b>\$444,420</b>	<b>\$456,759</b>
<b>FRANKLIN COUNTY</b>			63,461	65,720
Clifton	-	-	18,136	18,902
Dayton	-	-	21,779	22,700
Franklin	-	-	44,950	46,851
Oxford	-	-	347	1,749
Preston	1,057,772	1,037,115	80,142	82,958
Weston	-	-	22,066	22,999
<b>Total</b>	<b>\$1,057,772</b>	<b>\$1,037,115</b>	<b>\$250,881</b>	<b>\$261,879</b>
<b>FREMONT COUNTY</b>			99,422	105,759
Ashton	257,401	278,471	21,521	21,153
Drummond	-	-	614	640
Island Park	595,514	578,959	44,728	50,989
Newdale	-	-	13,632	14,209
Parker	-	-	12,322	12,843
St. Anthony	774,054	767,601	59,319	61,369
Teton	-	-	34,060	35,501
Warm River	-	-	78	78
<b>Total</b>	<b>\$1,626,969</b>	<b>\$1,625,031</b>	<b>\$285,696</b>	<b>\$302,541</b>
<b>GEM COUNTY</b>			123,276	128,021
Emmett	1,919,648	1,937,367	149,700	156,718
Montour	88,871	77,709	-	-
<b>Total</b>	<b>\$2,008,519</b>	<b>\$2,015,076</b>	<b>\$272,976</b>	<b>\$284,739</b>
<b>GOODING COUNTY</b>			94,194	97,833
Bliss	123,187	115,327	8,910	9,161
Gooding	655,132	647,125	50,012	52,255
Hagerman	378,010	390,880	30,201	32,142
Wendell	366,883	386,211	29,845	29,950
<b>Total</b>	<b>\$1,523,213</b>	<b>\$1,539,543</b>	<b>213,162</b>	<b>\$221,341</b>

# Sales & Distributions

Idaho State Liquor Division 2025 Annual Report

	Fiscal Year Ending June 30, 2025	Fiscal Year Ending June 30, 2024	Fiscal Year Ending June 30, 2025	Fiscal Year Ending June 30, 2024
	<b>SALES</b>		<b>DISTRIBUTIONS</b>	
IDAHO COUNTY			123,183	125,194
Cottonwood	153,792	162,536	12,562	12,958
Elk City	95,999	107,843	-	-
Ferdinand	-	-	5,731	5,974
Grangeville	826,008	823,733	63,658	65,735
Kooskia	335,120	354,628	27,402	28,028
Riggins	438,235	452,168	34,936	33,819
Stites	-	-	7,492	7,808
Whitebird	116,262	112,535	3,562	3,712
<b>Total</b>	<b>\$1,965,416</b>	<b>\$2,013,443</b>	<b>\$278,526</b>	<b>\$283,228</b>
JEFFERSON COUNTY			74,419	74,492
Hamer	-	-	-	806
Lewisville	-	-	17,603	18,348
Menan	-	-	29,885	31,149
Mud Lake	-	-	14,042	14,636
Rigby	1,204,676	1,216,017	93,964	94,017
Ririe (See Bonneville Co.)	-	-	-	-
Roberts	-	-	23,007	23,980
<b>Total</b>	<b>\$1,204,676</b>	<b>\$1,216,017</b>	<b>\$252,920</b>	<b>\$257,428</b>
JEROME COUNTY			134,483	134,010
Eden	-	-	16,293	16,982
Hazelton	161,510	165,464	12,785	13,193
Jerome	1,950,683	2,033,050	157,086	155,999
<b>Total</b>	<b>\$2,112,192</b>	<b>\$2,198,514</b>	<b>\$320,647</b>	<b>\$320,184</b>
KOOTENAI COUNTY			3,256,988	3,359,077
Athol	1,855,432	1,851,830	143,063	145,148
Coeur d'Alene	16,681,367	17,244,294	1,332,262	1,397,917
Dalton Gardens	-	-	103,696	108,081
Fernan Lake	-	-	6,755	7,040
Firewater Distillery	11,497	-	-	-
Garwood	217,632	216,335	-	-
Harrison	206,663	220,825	17,061	18,888
Hauser	-	-	34,306	35,757
Hayden	7,529,115	7,552,525	583,467	582,609
Hayden Lake	-	-	27,306	28,460
Huetter	-	-	4,176	4,352
Post Falls	8,827,672	9,427,527	728,329	739,283
Rathdrum	3,247,216	2,875,365	222,137	224,007
Spirit Lake	1,006,191	1,062,167	82,060	82,263
State Line	11,590,332	11,683,849	902,620	939,737
Worley	1,000,861	1,120,649	86,505	93,520
<b>Total</b>	<b>\$52,173,979</b>	<b>\$53,254,454</b>	<b>\$7,530,731</b>	<b>\$7,766,139</b>

# Sales & Distributions

Idaho State Liquor Division 2025 Annual Report

	Fiscal Year Ending June 30, 2025	Fiscal Year Ending June 30, 2024	Fiscal Year Ending June 30, 2025	Fiscal Year Ending June 30, 2024
	<b>SALES</b>		<b>DISTRIBUTIONS</b>	
LATAH COUNTY			490,373	507,408
Bovill	-	-	7,983	8,321
Deary	202,602	195,778	15,127	15,362
Genesee	101,611	106,422	8,225	8,706
Juliaetta	-	-	25,955	27,052
Kendrick	326,833	312,812	24,168	24,622
Moscow	6,652,839	6,660,569	514,630	540,488
Onaway	-	-	8,597	8,961
Potlatch	326,257	332,552	25,695	25,138
Troy	400,050	408,786	31,584	26,327
<b>Total</b>	<b>\$8,010,191</b>	<b>\$8,016,919</b>	<b>\$1,152,337</b>	<b>\$1,192,385</b>
LEMHI COUNTY			106,274	113,017
Leadore	30,514	31,254	2,415	2,560
North Fork	53,531	62,403	-	-
Salmon	1,606,366	1,643,606	126,996	135,115
<b>Total</b>	<b>\$1,690,412</b>	<b>\$1,737,263</b>	<b>\$235,685</b>	<b>\$250,692</b>
LEWIS COUNTY			57,217	58,453
Craigmont	65,781	62,393	4,824	6,049
Kamiah	683,636	668,237	51,631	52,548
Nez Perce	104,086	107,489	8,307	8,634
Reubens	-	-	1,842	1,920
Winchester	111,270	97,100	7,503	6,560
<b>Total</b>	<b>\$964,773</b>	<b>\$935,219</b>	<b>\$131,324</b>	<b>\$134,164</b>
LINCOLN COUNTY			25,057	24,663
Dietrich	-	-	12,036	12,545
Richfield	-	-	18,136	18,902
Shoshone	388,018	409,396	31,635	31,124
<b>Total</b>	<b>\$388,018</b>	<b>\$409,396</b>	<b>\$86,864</b>	<b>\$87,234</b>
MADISON COUNTY			55,299	55,299
Rexburg	722,214	802,935	74,914	74,914
Sugar City	-	-	95,713	99,760
<b>Total</b>	<b>\$722,214</b>	<b>\$802,935</b>	<b>\$225,926</b>	<b>\$229,973</b>
MINIDOKA COUNTY			87,840	86,598
Acequia	-	-	5,404	5,632
Burley (See Cassia Co.)	-	-	-	-
Heyburn	-	-	149,014	155,317
Minidoka	-	-	3,562	3,712
Paul	249,446	322,325	24,907	24,119
Rupert	1,132,580	1,112,942	86,013	85,183
<b>Total</b>	<b>\$1,382,026</b>	<b>\$1,435,267</b>	<b>\$356,740</b>	<b>\$360,561</b>

# Sales & Distributions

Idaho State Liquor Division 2025 Annual Report

	Fiscal Year Ending June 30, 2025	Fiscal Year Ending June 30, 2024	Fiscal Year Ending June 30, 2025	Fiscal Year Ending June 30, 2024
	<b>SALES</b>		<b>DISTRIBUTIONS</b>	
<b>NEZ PERCE COUNTY</b>			504,494	552,711
Culdesac	-	-	17,276	18,006
Lapwai	-	-	49,044	51,118
Lewiston	8,174,543	8,247,690	637,279	697,851
Peck	-	-	7,000	7,296
<b>Total</b>	<b>\$8,174,543</b>	<b>\$8,247,690</b>	<b>\$1,215,093</b>	<b>\$1,326,982</b>
<b>ONEIDA COUNTY</b>			42,004	44,052
Malad	617,611	686,513	53,047	55,608
<b>Total</b>	<b>\$617,611</b>	<b>\$686,513</b>	<b>\$95,051</b>	<b>\$99,660</b>
<b>OWYHEE COUNTY</b>			84,787	88,554
Bruneau	90,708	63,140	-	-
Grand View	128,397	146,866	11,349	11,366
Homedale	620,218	640,041	49,459	54,643
Marsing	547,443	535,817	41,400	41,243
<b>Total</b>	<b>\$1,386,766</b>	<b>\$1,385,864</b>	<b>\$186,995</b>	<b>\$195,806</b>
<b>PAYETTE COUNTY</b>			276,004	287,676
Fruitland	553,484	544,615	42,081	42,650
New Plymouth	2,246,001	2,275,394	175,811	174,284
Payette	-	-	172,514	171,835
<b>Total</b>	<b>\$2,799,485</b>	<b>\$2,820,009</b>	<b>\$666,410</b>	<b>\$676,445</b>
<b>POWER COUNTY</b>			29,792	31,168
American Falls	452,124	486,691	37,619	39,340
Rockland	-	-	10,398	10,838
<b>Total</b>	<b>\$452,124</b>	<b>\$486,691</b>	<b>\$77,809</b>	<b>\$81,346</b>
<b>SHOSHONE COUNTY</b>			182,661	190,291
Avery	45,207	44,187	-	-
Kellogg	1,858,558	1,868,492	144,365	147,664
Mullan	-	-	27,797	28,972
Osburn	-	-	68,121	71,002
Pinehurst	543,441	598,958	46,283	49,126
Smelterville	-	-	28,902	30,124
Wallace	477,534	474,146	36,639	39,889
Wardner	-	-	8,310	8,662
<b>Total</b>	<b>\$2,924,740</b>	<b>\$2,985,783</b>	<b>\$543,078</b>	<b>\$565,730</b>
<b>TETON COUNTY</b>			191,868	194,975
Driggs	1,726,841	1,744,352	134,764	135,131
Teton Distillery	99,203	125,726	-	-
Tetonia	-	-	12,322	12,843
Victor	1,213,491	1,266,971	97,880	100,309
<b>Total</b>	<b>\$3,039,535</b>	<b>\$3,137,049</b>	<b>\$436,834</b>	<b>\$443,258</b>

# Sales & Distributions

Idaho State Liquor Division 2025 Annual Report

	Fiscal Year Ending June 30, 2025	Fiscal Year Ending June 30, 2024	Fiscal Year Ending June 30, 2025	Fiscal Year Ending June 30, 2024
	<b>SALES</b>		<b>DISTRIBUTIONS</b>	
<b>TWIN FALLS COUNTY</b>			785,374	823,801
Buhl	628,554	663,824	51,295	55,066
Castleford	71,411	81,159	6,271	7,586
Filer	381,355	387,763	29,961	30,529
Hansen	-	-	44,909	46,808
Hollister	53,191	50,506	3,902	4,293
Kimberly	439,951	453,111	35,012	36,377
Murtaugh	-	-	4,954	5,163
Twin Falls	11,097,113	11,204,433	865,673	906,301
<b>Total</b>	<b>\$12,671,576</b>	<b>\$12,840,797</b>	<b>\$1,827,351</b>	<b>\$1,915,924</b>
<b>VALLEY COUNTY</b>			369,941	387,425
Cascade	715,868	770,742	59,548	61,622
Donnelly	990,166	886,121	68,457	64,092
Lake Fork	129,493	118,867	-	-
McCall	4,236,146	4,260,432	329,145	352,994
Yellow Pine	6,764	12,548	-	-
<b>Total</b>	<b>\$6,078,437</b>	<b>\$6,048,709</b>	<b>\$827,091</b>	<b>\$866,133</b>
<b>WASHINGTON COUNTY</b>			84,377	88,760
Cambridge	151,951	157,863	12,199	13,550
Midvale	58,540	71,377	5,517	6,463
Weiser	1,094,249	1,149,876	242,026	252,261
<b>Total</b>	<b>\$1,304,739</b>	<b>\$1,379,116</b>	<b>\$344,119</b>	<b>\$361,034</b>
	<b>\$ 316,452,747</b>	<b>\$319,165,213</b>	<b>\$46,137,969</b>	<b>\$47,698,567</b>



# Top 10 Selling Products 2024

Idaho State Liquor Division 2025 Annual Report

#1

*Tito's*  *Handmade*  
VODKA

\$16,729,700

#2

PENDLETON<sup>®</sup>  
WHISKY

\$8,409,300

#3

FIREBALL<sup>®</sup>  
CINNAMON WHISKY

\$6,788,900

#4

 *Crown Royal*

\$6,190,500

#5

JACK DANIEL'S<sup>®</sup>

\$5,964,800

#6

JAMESON<sup>®</sup>  
IRISH WHISKEY

\$5,227,200

#7

PLATINUM

\$4,726,800

#8

SMIRNOFF<sup>®</sup>

\$4,317,200

#9

Captain Morgan

\$3,995,200

#10

BLACK  
VELVET<sup>®</sup>

\$3,594,200